

Circuito de Jerez - Ángel Nieto 4423 m.

CLASSIFICATION

ESTRELLA GALICIA O,O GRAND PRIX OF SPAIN PRACTICE

#	Rider	Nation	Team	Motorcycle	Time	Lap Total	Gap	T. Speed
1	73 Alex MARQUEZ	SPA	BK8 Gresini Racing MotoGP	DUCATI	1'35.704	20 25		297.5
2	49 Fabio DI GIANNANTONIO	ITA	Pertamina Enduro VR46 Racing Team	DUCATI	1'36.037	19 20	0.333 0.333	295.0
3	72 Marco BEZZECCHI	ITA	Aprilia Racing	APRILIA	1'36.210	25 27	0.506 0.173	300.8
4	93 Marc MARQUEZ	SPA	Ducati Lenovo Team	DUCATI	1'36.227	23 24	0.523 0.017	295.8
5	79 Ai OGURA	JPN	Trackhouse MotoGP Team	APRILIA	1'36.248	22 23	0.544 0.021	298.3
6	63 Francesco BAGNAIA	ITA	Ducati Lenovo Team	DUCATI	1'36.265	18 20	0.561 0.017	295.8
7	25 Raul FERNANDEZ	SPA	Trackhouse MotoGP Team	APRILIA	1'36.282	24 25	0.578 0.017	295.8
8	54 Fermin ALDEGUER	SPA	BK8 Gresini Racing MotoGP	DUCATI	1'36.292	19 21	0.588 0.010	296.7
9	89 Jorge MARTIN	SPA	Aprilia Racing	APRILIA	1'36.301	17 19	0.597 0.009	297.5
10	23 Enea BASTIANINI	ITA	Red Bull KTM Tech3	KTM	1'36.359	23 25	0.655 0.058	300.8
11	36 Joan MIR	SPA	Honda HRC Castrol	HONDA	1'36.386	23 24	0.682 0.027	296.7
12	5 Johann ZARCO	FRA	Castrol Honda LCR	HONDA	1'36.410	18 23	0.706 0.024	299.1
13	10 Luca MARINI	ITA	Honda HRC Castrol	HONDA	1'36.415	22 24	0.711 0.005	296.7
14	21 Franco MORBIDELLI	ITA	Pertamina Enduro VR46 Racing Team	DUCATI	1'36.442	24 26	0.738 0.027	295.8
15	37 Pedro ACOSTA	SPA	Red Bull KTM Factory Racing	KTM	1'36.467	23 24	0.763 0.025	295.8
16	33 Brad BINDER	RSA	Red Bull KTM Factory Racing	KTM	1'36.585	20 21	0.881 0.118	295.0
17	20 Fabio QUARTARARO	FRA	Monster Energy Yamaha MotoGP Team	YAMAHA	1'36.752	21 22	1.048 0.167	293.4
18	7 Toprak RAZGATLIOGLU	TUR	Prima Pramac Yamaha MotoGP	YAMAHA	1'36.864	15 17	1.160 0.112	291.1
19	11 Diogo MOREIRA	BRA	Pro Honda LCR	HONDA	1'36.934	21 21	1.230 0.070	296.7
20	43 Jack MILLER	AUS	Prima Pramac Yamaha MotoGP	YAMAHA	1'36.997	19 26	1.293 0.063	288.7
21	42 Alex RINS	SPA	Monster Energy Yamaha MotoGP Team	YAMAHA	1'37.025	18 18	1.321 0.028	298.3
22	32 Lorenzo SAVADORI	ITA	Aprilia Racing	APRILIA	1'37.258	20 22	1.554 0.233	294.2
23	47 Augusto FERNANDEZ	SPA	Yamaha Factory Racing	YAMAHA	1'37.619	20 22	1.915 0.361	290.3

Practice condition: Dry

Air: 20°

Humidity: 66%

Ground: 26°

Fastest Lap:	Lap: 20	Alex MARQUEZ	1'35.704	166.3 Km/h
Best Race Lap:	2025	Alex MARQUEZ	1'37.349	163.5 Km/h
All-Time Lap Record:	2025	Fabio QUARTARARO	1'35.610	166.5 Km/h

The results are provisional until the end of the limit for protest and appeals.

Time limit for protest expires 60' after publication of the results - Miguel A. RODRIGUEZ Time: 16:16

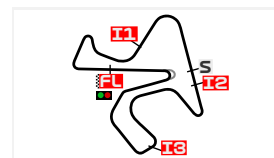
These data/results cannot be reproduced, stored and/or transmitted in whole or in part by any manner of electronic, mechanical, photocopying, recording, broadcasting or otherwise now known or herein after developed without the previous express consent by the copyright owner, except for reproduction in daily press and regular printed publications on sale to the public within 60 days of the event related to those data/results and always provided that copyright symbol appears together as follows below.

© MotoGP Sports Entertainment Group, 2026

Official MotoGP Timing by

www.motogp.com

Jerez de la Frontera, Friday, April 24, 2026



Circuito de Jerez - Ángel Nieto 4423 m.

TOP SPEED & AVERAGE

ESTRELLA GALICIA 0,0 GRAND PRIX OF SPAIN PRACTICE

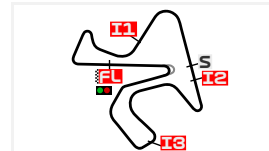
#	Rider	Nation	Motorcycle	Top 5 speeds					Average	Top
23	Enea BASTIANINI	ITA	KTM	300.8	295.8	295.8	295.8	295.0	296.0	300.8
72	Marco BEZZECCHI	ITA	APRILIA	300.8	299.1	298.3	298.3	298.3	299.0	300.8
5	Johann ZARCO	FRA	HONDA	299.1	296.7	295.8	295.0	295.0	296.3	299.1
42	Alex RINS	SPA	YAMAHA	298.3	297.5	295.0	293.4	293.4	294.6	298.3
79	Ai OGURA	JPN	APRILIA	298.3	296.7	296.7	296.7	295.8	296.8	298.3
73	Alex MARQUEZ	SPA	DUCATI	297.5	297.5	295.8	295.8	295.0	296.3	297.5
89	Jorge MARTIN	SPA	APRILIA	297.5	295.8	295.0	292.6	291.8	294.1	297.5
10	Luca MARINI	ITA	HONDA	296.7	296.7	295.8	295.0	295.0	295.8	296.7
11	Diogo MOREIRA	BRA	HONDA	296.7	295.8	295.0	295.0	294.2	294.9	296.7
36	Joan MIR	SPA	HONDA	296.7	295.8	295.8	295.8	295.8	296.0	296.7
54	Fermin ALDEGUER	SPA	DUCATI	296.7	293.4	293.4	293.4	293.4	294.1	296.7
21	Franco MORBIDELLI	ITA	DUCATI	295.8	295.8	294.2	294.2	294.2	294.7	295.8
25	Raul FERNANDEZ	SPA	APRILIA	295.8	294.2	294.2	293.4	291.8	293.5	295.8
37	Pedro ACOSTA	SPA	KTM	295.8	295.8	295.0	295.0	295.0	295.2	295.8
63	Francesco BAGNAIA	ITA	DUCATI	295.8	295.0	295.0	294.2	294.2	294.7	295.8
93	Marc MARQUEZ	SPA	DUCATI	295.8	295.8	294.2	294.2	294.2	294.8	295.8
33	Brad BINDER	RSA	KTM	295.0	294.2	293.4	293.4	292.6	293.3	295.0
49	Fabio DI GIANNANTONIO	ITA	DUCATI	295.0	294.2	293.4	293.4	293.4	293.7	295.0
32	Lorenzo SAVADORI	ITA	APRILIA	294.2	294.2	293.4	293.4	293.4	293.7	294.2
20	Fabio QUARTARARO	FRA	YAMAHA	293.4	293.4	292.6	292.6	292.6	292.9	293.4
7	Toprak RAZGATLIOGLU	TUR	YAMAHA	291.1	291.1	291.1	290.3	289.5	290.6	291.1
47	Augusto FERNANDEZ	SPA	YAMAHA	290.3	289.5	289.5	289.5	288.7	289.5	290.3
43	Jack MILLER	AUS	YAMAHA	288.7	288.7	288.7	288.0	288.0	288.4	288.7

These data/results cannot be reproduced, stored and/or transmitted in whole or in part by any manner of electronic, mechanical, photocopying, recording, broadcasting or otherwise now known or herein after developed without the previous express consent by the copyright owner, except for reproduction in daily press and regular printed publications on sale to the public within 60 days of the event related to those data/results and always provided that copyright symbol appears together as follows below.

© MotoGP Sports Entertainment Group, 2026

Official MotoGP Timing by www.motogp.com

Jerez de la Frontera, Friday, April 24, 2026



Circuito de Jerez - Ángel Nieto 4423 m.

CHRONOLOGICAL ANALYSIS OF PERFORMANCES

ESTRELLA GALICIA O,O GRAND PRIX OF SPAIN PRACTICE

* Lap / Sector time cancelled

P Crossing the finish line in pit lane

** Tyre data subject to further updates

T1 Time from finish line to 1st intermediate

T2 Time from 1st intermed. to 2nd intermed.

T3 Time from 2nd intermed. to 3rd intermed.

T4 Time from 3rd intermediate to finish line

Lap	Lap Time	T1	T2	T3	T4	Speed	Lap	Lap Time	T1	T2	T3	T4	Speed
1st	73	Alex MARQUEZ		DUCATI		SPA	1	1'53.902	31.218	13.681	30.561	29.005	292.6
		BK8 Gresini Racing MotoGP					2	1'39.169 *	27.171 *	13.325	29.841	28.832	293.4
		Runs=4	Total laps=25	Full laps=18	Valid laps=18		3	1'36.730	25.968	13.098	29.356	28.308	295.0
Run #	1	Front Tyre	Slick-Medium	Rear Tyre	Slick-Medium		4	1'36.560	25.813	13.152	29.255	28.340	293.4
		New Tyre		New Tyre			5	1'41.018 P	25.954	13.094	36.097	25.873	293.4
1	1'48.882	31.104	13.977	31.138	29.368	287.2	Run #	2	Front Tyre	Slick-Medium	Rear Tyre	Slick-Medium	
2	1'38.084	26.241	13.334	29.810	28.699	292.6			11 Laps at start		5 Laps at start		
3	1'36.851	25.851	13.242	29.369	28.389	291.8	6	1'48.573	35.691	13.693	30.293	28.896	288.7
4	1'36.606	25.764	13.153	29.244	28.445	292.6	7	1'37.560	26.262	13.220	29.479	28.599	292.6
5	1'38.096	26.096	13.474	29.657	28.869	291.1	8	1'37.196	26.042	13.167	29.401	28.586	293.4
6	1'37.122	25.936	13.248	29.329	28.609	292.6	9	1'37.532 P	26.135	13.236	32.321	25.840	292.6
7	1'43.009	29.261	13.598	30.550	29.600	292.6	Run #	3	Front Tyre	Slick-Medium	Rear Tyre	Slick-Soft	
8	1'37.287	26.054	13.283	29.342	28.608	291.1			New Tyre		New Tyre		
9	1'38.479 P	28.660	13.685	30.617	25.517	287.2	10	1'46.226	33.504	13.589	30.320	28.813	288.7
Run #	2	Front Tyre	Slick-Medium	Rear Tyre	Slick-Medium		11	1'36.915	26.035	13.098	29.215	28.567	291.8
		9 Laps at start		9 Laps at start			12	1'36.267	25.837	13.046	29.094	28.290	291.8
10	1'45.107	31.599	13.769	30.481	29.258	289.5	13	1'34.117 P	25.839	13.088	29.219	25.971	291.8
11	1'37.643	26.246	13.331	29.442	28.624	290.3	Run #	4	Front Tyre	Slick-Medium	Rear Tyre	Slick-Soft	
12	1'37.194	25.979	13.285	29.318	28.612	291.8			New Tyre		New Tyre		
13	1'36.982	25.900	13.261	29.252	28.569	293.4	14	1'43.770	31.554	13.579	29.994	28.643	291.8
14	1'37.285	26.007	13.287	29.368	28.623	293.4	15	1'36.367	25.891	13.043	29.191	28.242	293.4
15	1'42.483	28.603	13.700	30.507	29.673	288.7	16	1'40.016 P	30.000	13.434	30.265	26.317	291.1
16	1'37.412	26.132	13.314	29.362	28.604	292.6	Run #	5	Front Tyre	Slick-Medium	Rear Tyre	Slick-Soft	
17	1'37.417 P	28.406	13.396	30.314	25.301	295.8			3 Laps at start		New Tyre		
Run #	3	Front Tyre	Slick-Medium	Rear Tyre	Slick-Soft		17	1'48.208	33.997	13.907	31.502	28.802	279.7
		New Tyre		New Tyre			18	1'40.449	26.238	15.134	30.008	29.069	291.8
18	1'43.836	31.401	13.450	30.060	28.925	295.0	19	1'36.037	25.806	13.032	29.022	28.177	292.6
19	1'36.201	25.906	13.060	29.029	28.206	295.8	20	1'37.035	25.912	13.153	29.456	28.514	294.2
20	1'35.704	25.606	13.052	28.918	28.128	297.5							
21	1'40.689 P	29.550	13.964	31.216	25.959	284.9	3rd	72	Marco BEZZECCHI		APRILIA		ITA
Run #	4	Front Tyre	Slick-Medium	Rear Tyre	Slick-Soft				Runs=4	Total laps=27	Full laps=20	Valid laps=19	
		4 Laps at start		4 Laps at start			Run #	1	Front Tyre	Slick-Medium	Rear Tyre	Slick-Soft	
22	1'52.445	36.761	13.863	31.019	30.802	284.2			New Tyre		New Tyre		
23	1'40.706	26.040	13.216	29.321	32.129	294.2	1	1'57.283	30.579	13.512	30.874	29.090	295.8
24	1'39.449	27.875	13.590	29.422	28.562	293.4	2	1'38.981 *	26.385 *	13.163	29.943	29.490	298.3
25	1'36.648	25.826	13.169	29.306	28.347	297.5	3	1'37.244	26.057	13.131	29.644	28.412	296.7
							4	1'37.116	26.180	13.177	29.443	28.316	294.2
							5	1'37.178	26.025	13.143	29.534	28.476	298.3
							6	1'37.118	26.006	13.213	29.492	28.407	292.6
							7	1'39.977	27.387	13.320	30.381	28.889	295.0
							8	1'37.655	26.229	13.260	29.542	28.624	292.6
							9	1'38.838 P	28.785	13.393	30.499	26.161	290.3
2nd	49	Fabio DI GIANNANTONIO		DUCATI		ITA							
		Pertamina Enduro VR46 Racing Team											
		Runs=5	Total laps=20	Full laps=11	Valid laps=10								
Run #	1	Front Tyre	Slick-Medium	Rear Tyre	Slick-Medium								
		6 Laps at start		New Tyre									

Fastest Lap: Alex MARQUEZ SPA BK8 Gresini Racing MotoGP **1'35.704** 25.606 13.052 28.918 28.128

These data/results cannot be reproduced, stored and/or transmitted in whole or in part by any manner of electronic, mechanical, photocopying, recording, broadcasting or otherwise now known or herein after developed without the previous express consent by the copyright owner, except for reproduction in daily press and regular printed publications on sale to the public within 60 days of the event related to those data/results and always provided that copyright symbol appears together as follows below.

© MotoGP Sports Entertainment Group, 2026

Official MotoGP Timing by

www.motogp.com

Jerez de la Frontera, Friday, April 24, 2026

Page 1 of 8

Practice

MotoGP™

Lap	Lap Time	T1	T2	T3	T4	Speed
Run # 2		Front Tyre	Slick-Medium	Rear Tyre	Slick-Soft	
		9 Laps at start		9 Laps at start		
10	1'43.032	30.869	13.296	29.949	28.918	298.3
11	1'37.679	26.161	13.192	29.714	28.612	293.4
12	1'37.312	26.158	13.200	29.404	28.550	300.8
13	1'37.289	26.071	13.222	29.472	28.524	295.0
14	1'37.530	26.108	13.216	29.678	28.528	293.4
15	1'37.536	26.140	13.217	29.639	28.540	295.0
16	1'37.654	26.223	13.240	29.543	28.648	296.7
17	1'37.670	26.195	13.226	29.610	28.639	294.2
18	1'42.078 P	28.756	13.926	31.532	27.864	276.2

Run #	Lap Time	T1	T2	T3	T4	Speed
Run # 3		Front Tyre	Slick-Medium	Rear Tyre	Slick-Soft	
		New Tyre		New Tyre		
19	1'43.067	30.762	13.333	30.300	28.672	295.8
20	1'36.541	25.904	13.086	29.222	28.329	294.2
21	1'38.257	25.876	13.061	30.154	29.166	295.8
22	1'35.856 P	25.822	13.098	31.177	25.759	292.6

Run #	Lap Time	T1	T2	T3	T4	Speed
Run # 4		Front Tyre	Slick-Medium	Rear Tyre	Slick-Soft	
		4 Laps at start		New Tyre		
23	1'44.039	32.091	13.352	29.853	28.743	286.4
24	1'41.932	29.529	13.206	30.312	28.885	294.2
25	1'36.210	25.782	13.007	29.191	28.230	299.1
26	1'47.622	32.647	14.638	31.644	28.693	202.6
27	1'37.597	25.935	13.177	29.656	28.829	295.0

4th 93 Marc MARQUEZ DUCATI SPA
Ducati Lenovo Team
Runs=5 Total laps=24 Full laps=15 Valid laps=14

Run #	Lap Time	T1	T2	T3	T4	Speed
Run # 1		Front Tyre	Slick-Medium	Rear Tyre	Slick-Medium	
		New Tyre		New Tyre		
1	2'05.338	31.972	14.145	31.868	30.672	275.5
2	1'39.283 *	26.803 *	13.444	30.065	28.971	294.2
3	1'37.245	26.069	13.259	29.394	28.523	295.8
4	1'50.286	33.185	15.343	32.277	29.481	281.9
5	1'37.594	26.087	13.310	29.524	28.673	292.6
6	1'33.500 P	25.915	13.272	29.365	24.948	294.2

Run #	Lap Time	T1	T2	T3	T4	Speed
Run # 2		Front Tyre	Slick-Medium	Rear Tyre	Slick-Medium	
		6 Laps at start		6 Laps at start		
7	1'47.549	32.570	13.881	31.240	29.858	284.9
8	1'38.503	26.343	13.503	29.786	28.871	289.5
9	1'37.811	26.111	13.440	29.617	28.643	288.0
10	1'36.858	25.969	13.251	29.200	28.438	292.6
11	1'37.652	25.972	13.333	29.688	28.659	291.8
12	1'37.800 P	27.826	13.922	30.870	25.182	284.2

Run #	Lap Time	T1	T2	T3	T4	Speed
Run # 3		Front Tyre	Slick-Medium	Rear Tyre	Slick-Medium	
		12 Laps at start		12 Laps at start		
13	1'47.438	32.604	13.942	31.033	29.859	286.4
14	1'38.602	26.324	13.415	30.031	28.832	290.3
15	1'37.414	26.055	13.360	29.351	28.648	290.3
16	1'33.765 P	25.998	13.302	29.456	25.009	292.6

Run #	Lap Time	T1	T2	T3	T4	Speed
Run # 4		Front Tyre	Slick-Medium	Rear Tyre	Slick-Soft	
		New Tyre		New Tyre		
17	1'42.924	30.483	13.631	29.943	28.867	289.5
18	1'36.600	25.878	13.191	29.060	28.471	292.6
19	1'36.538	25.726	13.196	29.116	28.500	292.6

Lap	Lap Time	T1	T2	T3	T4	Speed
20	1'38.269 P	27.791	14.162	30.946	25.370	279.0

Run #	Lap Time	T1	T2	T3	T4	Speed
Run # 5		Front Tyre	Slick-Medium	Rear Tyre	Slick-Soft	
		4 Laps at start		New Tyre		
21	1'42.399	30.460	13.575	29.802	28.562	290.3
22	1'37.693	25.806	13.109	29.927	28.851	295.8
23	1'36.227	25.712	13.142	29.045	28.328	294.2
24	1'48.434	30.984	16.548	31.080	29.822	281.9

5th 79 Ai OGURA APRILIA JPN
Trackhouse MotoGP Team
Runs=4 Total laps=23 Full laps=16 Valid laps=15

Run #	Lap Time	T1	T2	T3	T4	Speed
Run # 1		Front Tyre	Slick-Medium	Rear Tyre	Slick-Soft	
		New Tyre		New Tyre		
1	2'06.651	32.728	13.917	31.077	29.965	292.6
2	1'39.978 *	27.569 *	13.372	30.342	28.695	295.8
3	1'38.414	26.738	13.289	29.848	28.539	291.8
4	1'37.223	26.140	13.242	29.463	28.378	289.5
5	1'37.322	26.159	13.187	29.462	28.514	293.4
6	1'41.013 P	28.468	14.710	31.132	26.703	242.1

Run #	Lap Time	T1	T2	T3	T4	Speed
Run # 2		Front Tyre	Slick-Medium	Rear Tyre	Slick-Soft	
		6 Laps at start		6 Laps at start		
7	1'50.287	36.476	13.879	30.574	29.358	288.0
8	1'37.960	26.406	13.391	29.575	28.588	287.2
9	1'37.488	26.141	13.304	29.532	28.511	289.5
10	1'37.854	26.267	13.342	29.626	28.619	289.5
11	1'42.751	30.460	13.464	29.998	28.829	291.8
12	1'37.924	26.209	13.363	29.581	28.771	291.1
13	1'37.810	26.202	13.296	29.615	28.697	292.6
14	1'43.872 P	29.548	14.780	33.341	26.203	243.2

Run #	Lap Time	T1	T2	T3	T4	Speed
Run # 3		Front Tyre	Slick-Medium	Rear Tyre	Slick-Soft	
		New Tyre		New Tyre		
15	1'43.006	30.651	13.583	30.001	28.771	292.6
16	1'36.684	25.969	13.153	29.216	28.346	294.2
17	1'36.576	25.835	13.214	29.278	28.249	293.4
18	1'37.821 P	28.203	13.238	30.044	26.336	296.7

Run #	Lap Time	T1	T2	T3	T4	Speed
Run # 4		Front Tyre	Slick-Medium	Rear Tyre	Slick-Soft	
		4 Laps at start		New Tyre		
19	1'47.618	35.748	13.420	29.795	28.655	293.4
20	1'36.400	25.881	13.067	29.236	28.216	296.7
21	1'38.117	27.208	13.089	29.469	28.351	296.7
22	1'36.248	25.773	13.144	29.152	28.179	291.8
23	1'44.082	28.420	13.247	30.390	32.025	298.3

6th 63 Francesco BAGNAIA DUCATI ITA
Ducati Lenovo Team
Runs=5 Total laps=20 Full laps=11 Valid laps=11

Run #	Lap Time	T1	T2	T3	T4	Speed
Run # 1		Front Tyre	Slick-Medium	Rear Tyre	Slick-Medium	
		New Tyre		New Tyre		
1	1'49.039	30.137	13.982	31.013	29.333	291.1
2	13'37.249 P					

Run #	Lap Time	T1	T2	T3	T4	Speed
Run # 2		Front Tyre	Slick-Soft	Rear Tyre	Slick-Medium	
		New Tyre		New Tyre		
3	1'44.278	30.934	13.827	30.515	29.002	290.3
4	1'37.760	26.171	13.284	29.698	28.607	294.2
5	1'37.300	26.014	13.260	29.498	28.528	292.6
6	1'39.970	27.186	13.772	30.157	28.855	285.7

Fastest Lap: Alex MARQUEZ SPA BK8 Gresini Racing MotoGP **1'35.704** 25.606 13.052 28.918 28.128

These data/results cannot be reproduced, stored and/or transmitted in whole or in part by any manner of electronic, mechanical, photocopying, recording, broadcasting or otherwise now known or herein after developed without the previous express consent by the copyright owner, except for reproduction in daily press and regular printed publications on sale to the public within 60 days of the event related to those data/results and always provided that copyright symbol appears together as follows below.

© MotoGP Sports Entertainment Group, 2026

Official MotoGP Timing by TISSOT

www.motogp.com

Jerez de la Frontera, Friday, April 24, 2026

Page 2 of 8



Practice

MotoGP™

Lap	Lap Time	T1	T2	T3	T4	Speed
7	1'37.140	25.944	13.249	29.359	28.588	294.2
8	1'39.022 P	27.637	14.003	31.886	25.496	284.9
Run #	3	Front Tyre	Slick-Soft	Rear Tyre	Slick-Medium	
		6 Laps at start		6 Laps at start		
9	1'44.275	30.820	13.512	30.108	29.835	292.6
10	1'38.013	26.335	13.298	29.668	28.712	295.8
11	1'37.384	26.150	13.241	29.411	28.582	295.0
12	1'37.257 P	27.364	14.003	30.956	24.934	282.7
Run #	4	Front Tyre	Slick-Medium	Rear Tyre	Slick-Soft	
		New Tyre		New Tyre		
13	1'43.149	30.934	13.586	29.958	28.671	292.6
14	1'37.012	25.901	13.176	29.385	28.550	292.6
15	1'36.694	25.829	13.161	29.148	28.556	294.2
16	1'37.942 P	27.779	13.969	30.889	25.305	281.9
Run #	5	Front Tyre	Slick-Medium	Rear Tyre	Slick-Soft	
		4 Laps at start		New Tyre		
17	1'45.424	32.928	13.674	30.001	28.821	292.6
18	1'36.265	25.828	13.090	29.044	28.303	294.2
19	1'46.221	28.428	13.754	34.584	29.455	288.0
20	1'36.841	25.837	13.131	29.231	28.642	295.0

7th **25** **Raul FERNANDEZ** APRILIA SPA
Trackhouse MotoGP Team

Runs=4 Total laps=25 Full laps=18 Valid laps=17

Run #	1	Front Tyre	Slick-Medium	Rear Tyre	Slick-Soft	
		New Tyre		New Tyre		
1	2'06.379	31.433	14.075	31.897	31.309	280.5
2	1'41.156 *	27.037 *	13.324	31.864	28.931 *	295.8
3	1'37.754	26.379	13.254	29.632	28.489	294.2
4	1'37.434	26.180	13.227	29.595	28.432	291.1
5	1'40.500	28.569	13.356	29.869	28.706	289.5
6	1'37.157	25.981	13.215	29.440	28.521	290.3
7	1'40.611 P	28.867	13.475	31.345	26.924	288.7
Run #	2	Front Tyre	Slick-Medium	Rear Tyre	Slick-Soft	
		7 Laps at start		7 Laps at start		
8	1'45.299	32.216	13.669	30.399	29.015	287.2
9	1'37.891	26.230	13.381	29.554	28.726	289.5
10	1'37.419	26.026	13.342	29.485	28.566	289.5
11	1'37.331	26.020	13.320	29.450	28.541	290.3
12	1'37.290	25.997	13.329	29.493	28.471	289.5
13	1'37.525	26.075	13.295	29.567	28.588	291.1
14	1'42.172	29.835	13.448	29.874	29.015	291.8
15	1'37.461	26.148	13.300	29.427	28.586	291.1
16	1'37.547	26.185	13.320	29.505	28.537	291.8
17	1'38.531 P	27.533	13.528	30.737	26.733	289.5
Run #	3	Front Tyre	Slick-Medium	Rear Tyre	Slick-Soft	
		New Tyre		New Tyre		
18	1'42.907	30.423	13.602	30.009	28.873	287.2
19	1'37.048	25.919	13.247	29.410	28.472	289.5
20	1'36.527	25.882	13.104	29.219	28.322	288.7
21	1'41.553 P	28.416	15.416	32.021	25.700	198.1
Run #	4	Front Tyre	Slick-Medium	Rear Tyre	Slick-Soft	
		4 Laps at start		New Tyre		
22	1'44.542	30.334	13.424	31.058	29.726	293.4
23	1'36.508	25.871	13.103	29.236	28.298	294.2

Lap	Lap Time	T1	T2	T3	T4	Speed
24	1'36.282	25.759	13.107	29.195	28.221	290.3
25	1'47.696	30.467	16.448	30.940	29.841	173.3
8th	54	Fermin ALDEGUER	DUCATI	SPA		
		BK8 Gresini Racing MotoGP				
		Runs=5	Total laps=21	Full laps=12	Valid laps=11	
Run #	1	Front Tyre	Slick-Medium	Rear Tyre	Slick-Medium	
		New Tyre		New Tyre		
1	2'13.119	30.686	13.678	30.792	29.528	291.8
2	1'39.201 *	26.936 *	13.295	29.910	29.060	291.8
3	1'37.417	26.075	13.165	29.602	28.575	293.4
4	1'37.373	26.077	13.168	29.648	28.480	296.7
5	1'37.327	26.075	13.175	29.569	28.508	292.6
6	1'44.602 P	31.475	15.867	31.706	25.554	246.5
Run #	2	Front Tyre	Slick-Medium	Rear Tyre	Slick-Medium	
		6 Laps at start		6 Laps at start		
7	1'43.935	30.644	13.762	30.436	29.093	287.2
8	1'39.160	26.254	13.290	30.595	29.021	290.3
9	1'37.804 P	26.174	13.349	32.870	25.411	284.2
Run #	3	Front Tyre	Slick-Medium	Rear Tyre	Slick-Soft	
		New Tyre		New Tyre		
10	1'44.488 *	31.330	13.509	30.386	29.263 *	291.1
11	1'38.334	26.202	13.179	29.569	29.384	293.4
12	1'37.071	26.138	13.140	29.389	28.404	292.6
13	1'33.706 P	26.045	13.230	29.394	25.037	291.1
Run #	4	Front Tyre	Slick-Medium	Rear Tyre	Slick-Soft	
		New Tyre		New Tyre		
14	1'42.081	29.654	13.607	29.955	28.865	290.3
15	1'36.834	25.998	13.173	29.254	28.409	291.8
16	1'36.472	25.899	13.082	29.215	28.276	293.4
17	1'39.108 P	28.402	13.835	31.347	25.524	287.2
Run #	5	Front Tyre	Slick-Medium	Rear Tyre	Slick-Soft	
		4 Laps at start		New Tyre		
18	1'43.157	29.393	13.469	30.724	29.571	291.1
19	1'36.292	25.854	13.117	29.157	28.164	290.3
20	1'38.514	25.923	13.044	29.235	30.312	293.4
21	1'44.914	26.031	15.017	32.373	31.493	242.1

9th **89** **Jorge MARTIN** APRILIA SPA
Aprilia Racing

Runs=5 Total laps=19 Full laps=11 Valid laps=11

Run #	1	Front Tyre	Slick-Medium	Rear Tyre	Slick-Soft	
		New Tyre		New Tyre		
1	2'08.255 P	32.854	13.903	31.351	24.874	286.4
Run #	2	Front Tyre	Slick-Medium	Rear Tyre	Slick-Soft	
		1 Laps at start		1 Laps at start		
2	1'45.062	31.456	13.789	30.882	28.935	284.2
3	1'37.433	26.234	13.271	29.398	28.530	291.1
4	1'37.391	26.239	13.281	29.459	28.412	292.6
5	1'41.500	28.858	13.562	30.292	28.788	289.5
6	1'37.391	26.117	13.352	29.364	28.558	289.5
7	1'37.301	26.045	13.309	29.354	28.593	291.8
8	1'43.195 P	29.730	14.072	32.274	27.119	283.4

Fastest Lap: Alex MARQUEZ SPA BK8 Gresini Racing MotoGP **1'35.704** 25.606 13.052 28.918 28.128

These data/results cannot be reproduced, stored and/or transmitted in whole or in part by any manner of electronic, mechanical, photocopying, recording, broadcasting or otherwise now known or herein after developed without the previous express consent by the copyright owner, except for reproduction in daily press and regular printed publications on sale to the public within 60 days of the event related to those data/results and always provided that copyright symbol appears together as follows below.

© MotoGP Sports Entertainment Group, 2026

Official MotoGP Timing by TISSOT

www.motogp.com

Jerez de la Frontera, Friday, April 24, 2026

Page 3 of 8



Practice

MotoGP™

Lap	Lap Time	T1	T2	T3	T4	Speed
Run # 3		Front Tyre	Slick-Medium	Rear Tyre	Slick-Soft	
		8 Laps at start		8 Laps at start		
9	1'51.395	35.595	16.577	30.332	28.891	253.5
10	1'37.839	26.293	13.346	29.592	28.608	291.1
11	1'37.534	26.296	13.280	29.395	28.563	291.8
12	14'58.329 P	30.482	13.703	30.113	13'44.031	288.0
Run # 4		Front Tyre	Slick-Medium	Rear Tyre	Slick-Soft	
		New Tyre		New Tyre		
13	1'43.867	29.558	13.522	30.340	30.447	291.1
14	1'41.125 P	27.969	14.334	31.590	27.232	291.1
Run # 5		Front Tyre	Slick-Medium	Rear Tyre	Slick-Soft	
		2 Laps at start		2 Laps at start		
15	1'44.088 *	31.902	13.423	29.983	28.780 *	295.8
16	1'36.638	26.058	13.137	29.150	28.293	295.0
17	1'36.301	25.759	13.087	29.150	28.305	297.5
18	2'01.214	43.642	15.607	32.320	29.645	208.8
19	1'45.146	28.194	13.770	31.352	31.830	288.7

10th 23 Enea BASTIANINI KTM ITA
Red Bull KTM Tech3
Runs=5 Total laps=25 Full laps=16 Valid laps=14

Run #	Lap	Lap Time	T1	T2	T3	T4	Speed
Run # 1		Front Tyre	Slick-Medium	Rear Tyre	Slick-Medium		
		5 Laps at start		New Tyre			
1	2'00.282	30.667	14.169	30.761	28.990	288.7	
2	1'38.986 *	27.019 *	13.407	29.963	28.597	291.8	
3	1'37.625	26.309	13.275	29.630	28.411	293.4	
4	1'37.447	26.073	13.298	29.611	28.465	292.6	
5	1'37.902 P	28.410	13.495	30.295	25.702	293.4	
Run # 2		Front Tyre	Slick-Medium	Rear Tyre	Slick-Soft		
		New Tyre		New Tyre			
6	1'43.769	31.176	13.590	30.024	28.979	290.3	
7	1'37.346	26.024	13.203	29.492	28.627	291.8	
8	1'37.148 *	25.978	13.187 *	29.453	28.530	295.8	
9	1'42.860	29.995	13.433	30.419	29.013	295.0	
10	1'37.403	26.225	13.195	29.479	28.504	295.8	
11	1'37.358	26.029	13.157	29.642	28.530	293.4	
12	1'37.159 P	27.257	13.708	30.261	25.933	286.4	
Run # 3		Front Tyre	Slick-Medium	Rear Tyre	Slick-Soft		
		7 Laps at start		7 Laps at start			
13	1'50.942	31.549	13.843	31.415	34.135	282.7	
14	1'41.550	26.630	13.285	32.295	29.340	290.3	
15	1'37.867	26.262	13.326	29.542	28.737	292.6	
16	1'37.405	26.118	13.254	29.534	28.499	294.2	
17	1'36.920 P	27.729	13.438	29.890	25.863	293.4	
Run # 4		Front Tyre	Slick-Medium	Rear Tyre	Slick-Soft		
		New Tyre		New Tyre			
18	1'42.639	30.126	13.446	30.200	28.867	295.0	
19	1'36.816	25.908	13.222	29.353	28.333	295.0	
20	1'36.589	25.828	13.103	29.283	28.375	295.8	
21	1'53.832 P	44.616	14.325	30.387	24.504	283.4	
Run # 5		Front Tyre	Slick-Medium	Rear Tyre	Slick-Soft		
		4 Laps at start		New Tyre			
22	1'44.020	31.722	13.358	29.953	28.987	295.0	
23	1'36.359	25.822	13.034	29.265	28.238	300.8	
24	1'45.285	33.061	13.970	29.761	28.493	293.4	

Lap	Lap Time	T1	T2	T3	T4	Speed
25	1'40.960	25.916	13.188	33.023	28.833	294.2
11th 36		Joan MIR		HONDA	SPA	
		Honda HRC Castrol				
		Runs=5	Total laps=24	Full laps=15	Valid laps=14	
Run # 1		Front Tyre	Slick-Medium	Rear Tyre	Slick-Medium	
		New Tyre		New Tyre		
1	2'06.033	31.684	13.706	31.240	29.871	295.8
2	1'39.224 *	26.983 *	13.361	30.021	28.859	295.8
3	1'37.574	26.302	13.171	29.691	28.410	296.7
4	1'49.642	31.937	13.284	34.942	29.479	293.4
5	1'37.481	26.129	13.168	29.586	28.598	295.0
6	1'37.400	26.082	13.219	29.532	28.567	295.8
7	1'40.169 P	29.938	13.723	31.331	25.177	289.5
Run # 2		Front Tyre	Slick-Medium	Rear Tyre	Slick-Medium	
		7 Laps at start		7 Laps at start		
8	1'42.886	30.496	13.565	30.045	28.780	290.3
9	1'37.745	26.281	13.317	29.504	28.643	291.8
10	1'37.457	26.172	13.294	29.439	28.552	292.6
11	1'37.239	26.038	13.256	29.393	28.552	292.6
12	1'39.056 P	27.893	13.684	31.287	26.192	290.3
Run # 3		Front Tyre	Slick-Medium	Rear Tyre	Slick-Soft	
		New Tyre		New Tyre		
13	1'50.328	36.851	13.670	31.123	28.684	289.5
14	1'36.852	25.930	13.187	29.313	28.422	290.3
15	1'36.739	25.840	13.177	29.351	28.371	291.8
16	1'36.617 P	25.998	13.305	30.938	26.376	291.1
Run # 4		Front Tyre	Slick-Medium	Rear Tyre	Slick-Soft	
		New Tyre		New Tyre		
17	1'48.924	31.607	15.942	32.303	29.072	192.8
18	1'37.428	26.320	13.203	29.448	28.457	294.2
19	1'36.613	25.862	13.147	29.262	28.342	292.6
20	1'36.701 P	28.172	13.391	30.265	24.873	291.1
Run # 5		Front Tyre	Slick-Medium	Rear Tyre	Slick-Soft	
		New Tyre		New Tyre		
21	1'45.794	32.598	13.886	30.520	28.790	292.6
22	1'36.515	25.948	13.063	29.258	28.246	295.8
23	1'36.386	25.913	13.112	29.056	28.305	292.6
24	1'39.126	25.822	13.214	29.202	30.888	290.3
12th 5		Johann ZARCO		HONDA	FRA	
		Castrol Honda LCR				
		Runs=5	Total laps=23	Full laps=14	Valid laps=13	
Run # 1		Front Tyre	Slick-Medium	Rear Tyre	Slick-Medium	
		New Tyre		New Tyre		
1	2'06.449	29.949	13.548	30.710	28.997	292.6
2	1'38.978 *	27.138 *	13.213	29.946	28.681	299.1
3	1'38.804	26.904	13.179	29.905	28.816	296.7
4	1'37.381	26.217	13.168	29.470	28.526	295.0
5	1'36.969	26.004	13.140	29.367	28.458	295.8
6	1'42.530 P	27.294	13.478	36.104	25.654	291.8
Run # 2		Front Tyre	Slick-Medium	Rear Tyre	Slick-Medium	
		6 Laps at start		6 Laps at start		
7	1'44.716	31.330	13.774	30.463	29.149	288.7
8	1'38.439	26.331	13.408	29.842	28.858	291.8
9	1'38.602	26.552	13.371	29.828	28.851	291.8

Fastest Lap: Alex MARQUEZ SPA BK8 Gresini Racing MotoGP **1'35.704** 25.606 13.052 28.918 28.128

These data/results cannot be reproduced, stored and/or transmitted in whole or in part by any manner of electronic, mechanical, photocopying, recording, broadcasting or otherwise now known or herein after developed without the previous express consent by the copyright owner, except for reproduction in daily press and regular printed publications on sale to the public within 60 days of the event related to those data/results and always provided that copyright symbol appears together as follows below.

© MotoGP Sports Entertainment Group, 2026

Official MotoGP Timing by  TISSOT

www.motogp.com

Jerez de la Frontera, Friday, April 24, 2026

Page 4 of 8



Practice

MotoGP™

Lap	Lap Time	T1	T2	T3	T4	Speed
10	1'37.588	26.215	13.249	29.589	28.535	292.6
11	1'37.365	26.069	13.266	29.497	28.533	293.4
12	1'37.945 P	26.490	13.547	32.202	25.706	293.4
Run #	3	Front Tyre	Slick-Medium New Tyre	Rear Tyre	Slick-Soft New Tyre	
13	1'43.498	30.438	13.515	30.505	29.040	292.6
14	1'37.020	26.036	13.173	29.433	28.378	292.6
15	1'36.675	25.867	13.126	29.310	28.372	294.2
16	1'37.113 P	25.971	13.124	29.749	28.269	293.4
Run #	4	Front Tyre	Slick-Medium 4 Laps at start New Tyre	Rear Tyre	Slick-Soft New Tyre	
17	1'40.670	29.219	13.350	29.648	28.453	292.6
18	1'36.410	25.755	13.116	29.197	28.342	293.4
19	1'36.765	25.795	13.092	29.390	28.488	295.0
20	1'37.353 P	27.625	13.699	30.741	25.288	282.7
Run #	5	Front Tyre	Slick-Medium New Tyre	Rear Tyre	Slick-Soft New Tyre	
21	1'44.394	30.496	15.108	30.154	28.636	241.6
22	1'51.849	25.811	13.136	29.225	43.677	291.8
23	1'39.588	28.157	13.238	29.529	28.664	294.2

13th	10	Luca MARINI	HONDA	ITA		
		Honda HRC Castrol				
		Runs=5	Total laps=24	Full laps=15	Valid laps=15	
Run #	1	Front Tyre	Slick-Medium New Tyre	Rear Tyre	Slick-Medium New Tyre	
1	1'50.473	29.346	13.695	30.725	29.697	293.4
2	1'37.855	26.367	13.311	29.749	28.428	295.0
3	1'37.021	26.077	13.177	29.489	28.278	296.7
4	1'37.285	26.081	13.170	29.586	28.448	296.7
5	1'37.244	26.094	13.216	29.510	28.424	295.8
6	1'37.201	25.998	13.245	29.541	28.417	294.2
7	1'37.020 P	27.198	13.499	30.871	25.452	291.8
Run #	2	Front Tyre	Slick-Medium 7 Laps at start	Rear Tyre	Slick-Medium 7 Laps at start	
8	1'46.152	33.226	13.641	30.369	28.916	290.3
9	1'38.463	26.591	13.449	29.856	28.567	291.8
10	1'37.176	26.047	13.237	29.427	28.465	293.4
11	1'37.357	26.066	13.295	29.484	28.512	294.2
12	1'38.586 P	30.075	13.524	30.240	24.747	291.8
Run #	3	Front Tyre	Slick-Medium New Tyre	Rear Tyre	Slick-Soft New Tyre	
13	1'43.864	29.334	14.425	30.930	29.175	258.3
14	1'37.244	26.135	13.170	29.521	28.418	294.2
15	1'37.130	25.952	13.343	29.432	28.403	293.4
16	1'36.950	26.051	13.180	29.363	28.356	293.4
17	1'36.805 P	27.681	13.614	30.738	24.772	290.3
Run #	4	Front Tyre	Slick-Medium 5 Laps at start	Rear Tyre	Slick-Soft New Tyre	
18	1'41.142	29.575	13.324	29.764	28.479	294.2
19	1'36.497	25.876	13.131	29.254	28.236	295.0
20	1'36.796 P	28.566	13.460	30.126	24.644	292.6
Run #	5	Front Tyre	Slick-Medium New Tyre	Rear Tyre	Slick-Soft New Tyre	
21	1'40.851	29.316	13.399	29.674	28.462	294.2

Lap	Lap Time	T1	T2	T3	T4	Speed
22	1'36.415	25.843	13.110	29.241	28.221	294.2
23	1'55.009	28.494	13.321	29.695	43.499	294.2
24	1'36.687	25.976	13.117	29.275	28.319	294.2
14th	21	Franco MORBIDELLI	DUCATI	ITA		
		Pertamina Enduro VR46 Racing Team				
		Runs=5	Total laps=26	Full laps=17	Valid laps=16	
Run #	1	Front Tyre	Slick-Medium 5 Laps at start	Rear Tyre	Slick-Medium New Tyre	
1	2'05.648	32.374	13.788	31.299	30.272	289.5
2	1'39.389 *	26.942 *	13.314	30.015	29.118	294.2
3	1'37.501	26.302	13.221	29.493	28.485	294.2
4	1'37.862	26.382	13.166	29.639	28.675	293.4
5	1'37.291	26.035	13.209	29.495	28.552	292.6
6	1'40.422 P	29.114	13.605	30.985	26.718	286.4
Run #	2	Front Tyre	Slick-Medium 11 Laps at start	Rear Tyre	Slick-Medium 6 Laps at start	
7	1'46.663	32.631	13.826	30.975	29.231	284.9
8	1'38.447	26.437	13.317	29.726	28.967	290.3
9	1'37.701	26.159	13.269	29.562	28.711	290.3
10	1'37.694	26.211	13.225	29.627	28.631	292.6
11	1'38.508	26.193	13.260	30.125	28.930	293.4
12	1'41.806 P	28.803	15.019	31.407	26.577	233.2
Run #	3	Front Tyre	Slick-Medium 17 Laps at start	Rear Tyre	Slick-Medium 12 Laps at start	
13	1'47.688	34.651	13.676	30.259	29.102	288.7
14	1'38.130	26.299	13.323	29.721	28.787	290.3
15	1'37.818	26.142	13.282	29.636	28.758	291.1
16	1'37.649	26.109	13.295	29.541	28.704	291.1
17	1'42.058 P	29.592	14.408	31.635	26.423	270.6
Run #	4	Front Tyre	Slick-Medium New Tyre	Rear Tyre	Slick-Soft New Tyre	
18	1'44.510	32.144	13.690	29.985	28.691	288.7
19	1'36.971	25.908	13.191	29.326	28.546	294.2
20	1'36.643	25.841	13.122	29.325	28.355	294.2
21	1'37.939 P	27.572	13.932	30.632	25.803	276.2
Run #	5	Front Tyre	Slick-Medium 4 Laps at start	Rear Tyre	Slick-Soft New Tyre	
22	1'43.173	31.221	13.352	29.894	28.706	293.4
23	1'36.615	25.930	13.091	29.229	28.365	295.8
24	1'36.442	25.793	13.036	29.251	28.362	295.8
25	1'47.649	30.568	14.818	31.956	30.307	272.0
26	1'38.198	26.191	13.224	29.930	28.853	292.6

15th	37	Pedro ACOSTA	KTM	SPA		
		Red Bull KTM Factory Racing				
		Runs=5	Total laps=24	Full laps=15	Valid laps=14	
Run #	1	Front Tyre	Slick-Medium 5 Laps at start	Rear Tyre	Slick-Medium 5 Laps at start	
1	1'54.678	29.775	13.625	30.757	28.963	295.0
2	1'38.698 *	26.600 *	13.323	29.921	28.854	295.0
3	1'37.678	26.134	13.294	29.654	28.596	295.8
4	1'37.723	26.001	13.299	29.772	28.651	294.2
5	1'35.668 P	28.321	13.332	29.849	24.166	294.2

Fastest Lap: Alex MARQUEZ SPA BK8 Gresini Racing MotoGP **1'35.704** 25.606 13.052 28.918 28.128

These data/results cannot be reproduced, stored and/or transmitted in whole or in part by any manner of electronic, mechanical, photocopying, recording, broadcasting or otherwise now known or herein after developed without the previous express consent by the copyright owner, except for reproduction in daily press and regular printed publications on sale to the public within 60 days of the event related to those data/results and always provided that copyright symbol appears together as follows below.

© MotoGP Sports Entertainment Group, 2026

Official MotoGP Timing by TISSOT

www.motogp.com

Jerez de la Frontera, Friday, April 24, 2026

Page 5 of 8



Practice

MotoGP™

Lap	Lap Time	T1	T2	T3	T4	Speed
Run # 2	Front Tyre	Slick-Medium	Rear Tyre	Slick-Soft		
		New Tyre		New Tyre		
6	1'43.070	30.097	13.641	30.392	28.940	291.1
7	1'37.339	25.992	13.269	29.474	28.604	291.1
8	1'37.000	25.826	13.179	29.455	28.540	293.4
9	1'41.317	25.791	13.203	33.660	28.663	292.6
10	1'41.546	29.041	13.427	30.082	28.996	295.0
11	1'32.616 P	25.972	13.230	29.601	23.813	295.0
Run # 3	Front Tyre	Slick-Medium	Rear Tyre	Slick-Soft		
		6 Laps at start		6 Laps at start		
12	1'42.203	29.489	13.511	30.053	29.150	291.1
13	1'37.575	26.190	13.290	29.408	28.687	291.8
14	1'37.609	25.995	13.306	29.548	28.760	293.4
15	1'40.343	25.926	13.268	31.846	29.303	292.6
16	1'34.360 P	25.950	13.256	30.323	24.831	294.2
Run # 4	Front Tyre	Slick-Medium	Rear Tyre	Slick-Soft		
		New Tyre		New Tyre		
17	1'44.574	31.481	13.614	30.418	29.061	290.3
18	1'37.111	25.655	13.105	29.299	29.052	295.8
19	1'38.670	25.646	13.075	31.191	28.758	295.0
20	1'36.846	25.781	13.176	29.382	28.507	292.6
21	1'34.318 P	27.024	13.439	29.665	24.190	291.1
Run # 5	Front Tyre	Slick-Medium	Rear Tyre	Slick-Soft		
		5 Laps at start		New Tyre		
22	1'40.670	28.715	13.420	29.796	28.739	292.6
23	1'36.467	25.734	13.120	29.152	28.461	294.2
24	1'36.737	25.759	13.225	29.149	28.604	291.8

16th 33 Brad BINDER KTM RSA
Red Bull KTM Factory Racing

Runs=5 Total laps=21 Full laps=12 Valid laps=11

Run #	1	Front Tyre	Slick-Medium	Rear Tyre	Slick-Medium	Speed
			New Tyre		3 Laps at start	
1	1'56.616	30.373	13.890	30.928	29.228	289.5
2	1'38.754 *	26.590 *	13.381	29.931	28.852	290.3
3	1'37.882	26.242	13.304	29.615	28.721	294.2
4	1'40.829 P	31.467	13.498	30.473	25.391	293.4
Run # 2	Front Tyre	Slick-Medium	Rear Tyre	Slick-Soft		
		4 Laps at start		New Tyre		
5	1'45.958	31.622	13.784	31.265	29.287	291.8
6	1'38.392	26.379	13.390	29.874	28.749	291.1
7	1'37.407	25.922	13.279	29.531	28.675	291.8
8	1'37.797	26.041	13.286	29.726	28.744	291.1
9	1'37.726	26.036	13.379	29.581	28.730	288.7
10	1'37.987 P	27.516	13.512	30.529	26.430	291.1
Run # 3	Front Tyre	Slick-Medium	Rear Tyre	Slick-Soft		
		10 Laps at start		6 Laps at start		
11	1'45.875	32.308	13.720	30.546	29.301	291.8
12	1'39.142	26.532	13.439	30.146	29.025	292.6
13	1'38.152	26.168	13.367	29.840	28.777	291.1
14	1'36.016 P	26.702	13.593	29.925	25.796	290.3
Run # 4	Front Tyre	Slick-Medium	Rear Tyre	Slick-Soft		
		New Tyre		New Tyre		
15	1'44.348	31.536	13.616	30.159	29.037	292.6
16	1'36.814	25.882	13.225	29.228	28.479	293.4

Fastest Lap: Alex MARQUEZ SPA BK8 Gresini Racing MotoGP **1'35.704** 25.606 13.052 28.918 28.128

These data/results cannot be reproduced, stored and/or transmitted in whole or in part by any manner of electronic, mechanical, photocopying, recording, broadcasting or otherwise now known or herein after developed without the previous express consent by the copyright owner, except for reproduction in daily press and regular printed publications on sale to the public within 60 days of the event related to those data/results and always provided that copyright symbol appears together as follows below.

© MotoGP Sports Entertainment Group, 2026

Official MotoGP Timing by **TISSOT**

www.motogp.com

Jerez de la Frontera, Friday, April 24, 2026

Page 6 of 8

Lap	Lap Time	T1	T2	T3	T4	Speed
17	1'36.850	25.825	13.205	29.259	28.561	292.6
18	1'36.849 P	26.638	13.822	31.050	25.339	284.2
Run # 5	Front Tyre	Slick-Medium	Rear Tyre	Slick-Soft		
		4 Laps at start		New Tyre		
19	1'47.060	32.491	14.175	31.559	28.835	279.0
20	1'36.585	25.883	13.164	29.131	28.407	292.6
21	1'36.735	25.816	13.108	29.340	28.471	295.0

17th 20 Fabio QUARTARARO YAMAHA FRA
Monster Energy Yamaha MotoGP Team

Runs=4 Total laps=22 Full laps=15 Valid laps=14

Run #	1	Front Tyre	Slick-Medium	Rear Tyre	Slick-Medium	Speed
			New Tyre		New Tyre	
1	2'46.622	31.036	13.991	31.059	29.507	288.0
2	1'37.918	26.185	13.296	29.664	28.773	291.1
3	1'37.250	25.958	13.247	29.413	28.632	290.3
4	1'45.297	31.866	13.814	30.343	29.274	287.2
5	1'37.503	26.086	13.294	29.491	28.632	292.6
6	1'41.597	28.172	13.821	30.369	29.235	287.2
7	1'37.580	26.153	13.302	29.469	28.656	293.4
8	1'39.042 P	28.541	13.739	31.556	25.206	287.2
Run # 2	Front Tyre	Slick-Medium	Rear Tyre	Slick-Soft		
		8 Laps at start		New Tyre		
9	1'44.592	31.216	13.823	30.437	29.116	291.1
10	1'37.266	25.956	13.302	29.389	28.619	293.4
11	1'41.702	28.654	13.653	30.306	29.089	284.9
12	1'38.043 *	26.027	13.257	29.428	29.331 *	290.3
13	1'42.533	26.013	13.275	29.945	33.300	290.3
14	1'37.724	26.145	13.258	29.593	28.728	289.5
15	1'39.563 P	29.199	13.970	30.987	25.407	281.9
Run # 3	Front Tyre	Slick-Medium	Rear Tyre	Slick-Soft		
		New Tyre		New Tyre		
16	1'45.075	31.786	13.595	30.560	29.134	290.3
17	1'39.866	27.211	13.686	30.025	28.944	284.2
18	1'36.860	25.820	13.200	29.312	28.528	292.6
19	1'36.736 P	28.585	13.564	30.070	24.517	290.3
Run # 4	Front Tyre	Slick-Medium	Rear Tyre	Slick-Soft		
		4 Laps at start		New Tyre		
20	1'42.124	29.322	13.609	30.120	29.073	284.9
21	1'36.752	25.843	13.159	29.288	28.462	292.6
22	1'43.665	29.837	13.911	30.670	29.247	278.3
	PIT	25.937	13.199	29.968	26.586	292.6

18th 7 Toprak RAZGATLIOGLU YAMAHA TUR
Prima Pramac Yamaha MotoGP

Runs=4 Total laps=17 Full laps=10 Valid laps=10

Run #	1	Front Tyre	Slick-Medium	Rear Tyre	Slick-Medium	Speed
			6 Laps at start		8 Laps at start	
1	1'50.783	30.870	13.742	30.697	29.824	291.1
2	1'39.383	27.086	13.526	29.929	28.842	287.2
3	1'38.246	26.272	13.412	29.709	28.853	287.2
4	1'39.143	26.828	13.825	29.734	28.756	279.7
5	1'41.472 P	27.117	13.570	30.004	30.781	284.9
Run # 2	Front Tyre	Slick-Medium	Rear Tyre	Slick-Soft		
		New Tyre		New Tyre		
6	1'48.200	32.964	13.686	31.968	29.582	288.0

Practice

MotoGP™

Lap	Lap Time	T1	T2	T3	T4	Speed
7	1'42.522	27.854	13.681	30.719	30.268	284.2
8	1'37.886	26.135	13.367	29.578	28.806	288.0
9	1'34.585 P	26.229	13.562	29.958	24.836	284.2
Run #	3	Front Tyre	Slick-Medium	Rear Tyre	Slick-Soft	
			New Tyre		New Tyre	
10	1'44.866	32.107	13.557	30.003	29.199	289.5
11	1'47.719			30.608	29.280	284.9
12	1'37.966	26.302	13.340	29.661	28.663	288.0
13	1'33.844 P	26.263	13.414	29.646	24.521	285.7
Run #	4	Front Tyre	Slick-Medium	Rear Tyre	Slick-Soft	
			4 Laps at start		New Tyre	
14	1'44.514	30.131	13.472	31.385	29.526	291.1
15	1'36.864	25.920	13.165	29.389	28.390	290.3
16	1'37.442	25.885	13.314	29.617	28.626	291.1
17	1'37.836	26.148	13.355	29.623	28.710	288.0

19th 11 **Diogo MOREIRA** HONDA BRA
Pro Honda LCR
Runs=5 Total laps=21 Full laps=12 Valid laps=11

Run #	1	Front Tyre	Slick-Medium	Rear Tyre	Slick-Medium	
			New Tyre		New Tyre	
1	1'54.322	29.936	13.526	30.652	29.078	296.7
2	1'39.607 *	27.408 *	13.480	30.040	28.679	295.0
3	1'38.017	26.401	13.255	29.724	28.637	295.0
4	1'42.782	28.608	13.314	30.273	30.587	292.6
5	1'35.157 P	26.632	13.349	29.953	25.223	294.2

Run #	2	Front Tyre	Slick-Medium	Rear Tyre	Slick-Medium	
			5 Laps at start		5 Laps at start	
6	1'46.132	30.936	14.618	31.312	29.266	242.1
7	1'39.560	26.794	13.535	30.061	29.170	288.7
8	1'38.529	26.469	13.351	29.920	28.789	291.8
9	1'38.190	26.350	13.319	29.766	28.755	292.6
10	1'38.006	26.368	13.302	29.725	28.611	292.6
11	1'37.725 P	27.778	13.839	30.522	25.586	284.9

Run #	3	Front Tyre	Slick-Medium	Rear Tyre	Slick-Soft	
			New Tyre		New Tyre	
12	1'42.631	30.160	13.562	30.100	28.809	290.3
13	1'37.592	26.184	13.213	29.596	28.599	294.2
14	1'35.863 P	27.851	13.499	29.834	24.679	288.7

Run #	4	Front Tyre	Slick-Medium	Rear Tyre	Slick-Soft	
			3 Laps at start		New Tyre	
15	1'43.286	30.781	13.480	30.089	28.936	295.8
16	1'37.968	26.381	13.422	29.638	28.527	291.1
17	1'37.257	26.109	13.160	29.402	28.586	294.2
18	1'55.111 P	42.876	15.016	31.575	25.644	269.3

Run #	5	Front Tyre	Slick-Medium	Rear Tyre	Slick-Soft	
			New Tyre		New Tyre	
19	1'42.929	30.404	13.601	30.011	28.913	289.5
20	1'37.446	26.110	13.154	29.548	28.634	294.2
21	1'36.934	25.987	13.232	29.292	28.423	293.4

20th 43 **Jack MILLER** YAMAHA AUS
Prima Pramac Yamaha MotoGP
Runs=4 Total laps=26 Full laps=19 Valid laps=18

Lap	Lap Time	T1	T2	T3	T4	Speed
Run #	1	Front Tyre	Slick-Medium	Rear Tyre	Slick-Soft	
			New Tyre		New Tyre	
1	1'49.348	31.066	14.062	31.258	29.383	284.9
2	1'37.957	26.255	13.472	29.542	28.688	288.7
3	1'37.691	26.154	13.393	29.426	28.718	288.7
4	1'37.427	26.062	13.336	29.407	28.622	288.0
5	1'48.781	28.532	14.544	36.027	29.678	267.3
6	1'37.663	26.066	13.388	29.405	28.804	287.2
7	1'41.359	28.543	13.698	29.857	29.261	285.7
8	1'38.257	26.182	13.546	29.593	28.936	285.7
9	1'38.072	26.183	13.509	29.493	28.887	287.2
10	1'38.213	26.203	13.474	29.571	28.965	284.2
11	1'41.866 P	29.790	14.134	31.226	26.716	274.1

Run #	2	Front Tyre	Slick-Medium	Rear Tyre	Slick-Soft	
			11 Laps at start		11 Laps at start	
12	1'54.897	37.294	14.354	33.956	29.293	276.2
13	1'42.117	28.085	13.697	30.765	29.570	282.7
14	1'38.265	26.278	13.483	29.586	28.918	287.2
15	1'38.667 *	26.346	13.483	29.667	29.171 *	285.7
16	1'38.227	26.227	13.477	29.548	28.975	285.7
17	1'35.631 P	26.332	13.556	30.034	25.709	284.2

Run #	3	Front Tyre	Slick-Medium	Rear Tyre	Slick-Soft	
			New Tyre		New Tyre	
18	1'45.005	31.278	13.690	30.374	29.663	288.0
19	1'36.997	25.868	13.389	29.184	28.556	283.4
20	1'48.515	31.766	13.944	30.770	32.035	280.5
21	1'37.314	26.007	13.378	29.357	28.572	286.4
22	1'36.265 P	27.376	13.832	30.669	24.388	281.2

Run #	4	Front Tyre	Slick-Medium	Rear Tyre	Slick-Soft	
			5 Laps at start		New Tyre	
23	1'40.225	28.847	13.441	29.425	28.512	288.0
24	1'37.250	25.793	13.191	29.544	28.722	288.7
25	1'37.208	26.148	13.273	29.229	28.558	284.9
26	1'37.416	25.943	13.421	29.315	28.737	285.7

21st 42 **Alex RINS** YAMAHA SPA
Monster Energy Yamaha MotoGP Team
Runs=4 Total laps=18 Full laps=11 Valid laps=10

Run #	1	Front Tyre	Slick-Medium	Rear Tyre	Slick-Medium	
			6 Laps at start		6 Laps at start	
1	1'52.976	30.883	13.987	31.186	29.607	289.5
2	1'43.572 *	29.252 *	13.525	30.543	30.252	293.4
3	1'39.098	26.699	13.412	29.917	29.070	291.8
4	1'38.322	26.345	13.327	29.762	28.888	293.4
5	1'36.591 P	26.620	13.446	30.987	25.538	290.3

Run #	2	Front Tyre	Slick-Medium	Rear Tyre	Slick-Soft	
			New Tyre		New Tyre	
6	1'49.547	33.077	14.535	32.314	29.621	279.0
7	1'40.619	27.110	13.639	30.526	29.344	288.0
8	1'37.891	26.351	13.273	29.619	28.648	291.8
9	1'44.055	30.417	13.521	30.555	29.562	291.8
10	1'38.346	26.548	13.280	29.692	28.826	292.6
11	1'37.911	26.303	13.273	29.669	28.666	293.4
12	1'44.207 P	28.917	14.462	33.871	26.957	270.0

Fastest Lap: Alex MARQUEZ SPA BK8 Gresini Racing MotoGP **1'35.704** 25.606 13.052 28.918 28.128

These data/results cannot be reproduced, stored and/or transmitted in whole or in part by any manner of electronic, mechanical, photocopying, recording, broadcasting or otherwise now known or herein after developed without the previous express consent by the copyright owner, except for reproduction in daily press and regular printed publications on sale to the public within 60 days of the event related to those data/results and always provided that copyright symbol appears together as follows below.

© MotoGP Sports Entertainment Group, 2026

Official MotoGP Timing by TISSOT

www.motogp.com

Jerez de la Frontera, Friday, April 24, 2026

Page 7 of 8



Practice

MotoGP™

Lap	Lap Time	T1	T2	T3	T4	Speed
Run # 3		Front Tyre	Slick-Medium New Tyre	Rear Tyre	Slick-Soft New Tyre	
13	1'43.330	31.118	13.440	29.989	28.783	293.4
14	1'39.746	27.973	13.342	29.798	28.633	298.3
15	1'37.372	26.065	13.211	29.542	28.554	295.0
16	1'36.972 P	27.770	13.448	30.229	25.525	293.4
Run # 4		Front Tyre	Slick-Medium 4 Laps at start	Rear Tyre	Slick-Soft New Tyre	
17	1'43.176	29.565	13.375	30.676	29.560	297.5
18	1'37.025	26.136	13.163	29.323	28.403	293.4
	PIT	33.324	13.846	30.255	27.095	286.4

22nd **32** **Lorenzo SAVADORI** APRILIA ITA
Aprilia Racing
Runs=4 Total laps=22 Full laps=15 Valid laps=14

Run #	Lap	Lap Time	T1	T2	T3	T4	Speed
Run # 1		Front Tyre	Slick-Medium New Tyre	Rear Tyre	Slick-Medium New Tyre		
1	2'13.685	35.557	14.000	37.879	29.733	288.0	
2	1'39.049 *	26.922 *	13.346	29.933	28.848	292.6	
3	1'37.859	26.225	13.269	29.835	28.530	294.2	
4	1'42.296	26.590	13.391	32.702	29.613	287.2	
5	1'38.608	26.472	13.299	29.966	28.871	293.4	
6	1'38.758	26.439	13.359	30.111	28.849	294.2	
7	1'38.474	26.525	13.324	29.874	28.751	291.8	
8	1'38.772	26.502	13.399	29.963	28.908	289.5	
9	1'42.919 P	29.535	14.177	32.844	26.363	284.2	
Run # 2		Front Tyre	Slick-Medium 9 Laps at start	Rear Tyre	Slick-Medium 9 Laps at start		
10	1'54.884	37.038	14.552	30.850	32.444	288.7	
11	1'40.202	26.954	13.452	30.573	29.223	291.1	
12	1'38.321	26.395	13.344	29.828	28.754	290.3	
13	1'38.285	26.357	13.397	29.832	28.699	290.3	
14	1'38.395	26.397	13.316	29.777	28.905	291.1	
15	1'46.164 P	29.833	13.823	32.214	30.294	289.5	
Run # 3		Front Tyre	Slick-Medium New Tyre	Rear Tyre	Slick-Soft New Tyre		
16	1'49.275	34.431	13.435	30.219	31.190	293.4	
17	1'37.758	26.465	13.236	29.549	28.508	291.8	
18	1'43.662 P	29.874	14.680	32.059	27.049	274.1	
Run # 4		Front Tyre	Slick-Medium 3 Laps at start	Rear Tyre	Slick-Soft New Tyre		
19	1'41.915	30.101	13.433	29.716	28.665	289.5	
20	1'37.258	26.063	13.176	29.440	28.579	292.6	
21	1'46.697	31.969	13.539	30.537	30.652	289.5	
22	1'39.044	26.252	13.275	29.731	29.786	293.4	

23rd **47** **Augusto FERNANDEZ** YAMAHA SPA
Yamaha Factory Racing
Runs=5 Total laps=22 Full laps=13 Valid laps=12

Run #	Lap	Lap Time	T1	T2	T3	T4	Speed
Run # 1		Front Tyre	Slick-Medium New Tyre	Rear Tyre	Slick-Medium 5 Laps at start		
1	2'03.281	34.458	14.459	32.313	30.263	274.8	
2	1'44.648 *	27.397 *	13.728	31.060	32.463	285.7	
3	1'40.598	27.044	13.611	30.533	29.410	289.5	
4	1'38.504 P	26.785	13.501	31.950	26.268	289.5	

Lap	Lap Time	T1	T2	T3	T4	Speed
Run # 2		Front Tyre	Slick-Medium 4 Laps at start	Rear Tyre	Slick-Soft New Tyre	
5	1'49.001	33.983	14.039	31.417	29.562	279.7
6	1'39.346	26.609	13.531	30.138	29.068	287.2
7	1'38.808	26.450	13.484	29.808	29.066	287.2
8	1'38.720	26.367	13.453	29.807	29.093	286.4
9	1'39.932 P	28.501	14.303	31.229	25.899	266.0
Run # 3		Front Tyre	Slick-Medium 9 Laps at start	Rear Tyre	Slick-Soft 5 Laps at start	
10	1'49.032	34.273	14.434	30.872	29.453	281.9
11	1'39.350	26.602	13.530	30.066	29.152	284.9
12	1'38.650	26.429	13.476	29.796	28.949	288.0
13	1'38.931	26.375	13.518	29.896	29.142	285.7
14	1'39.403 P	28.073	14.015	30.907	26.408	279.0
Run # 4		Front Tyre	Slick-Medium New Tyre	Rear Tyre	Slick-Soft New Tyre	
15	1'53.684	38.611	13.992	31.162	29.919	281.9
16	1'42.990	26.619	13.490	29.755	33.126	286.4
17	1'38.108	26.228	13.357	29.676	28.847	288.0
18	1'38.757 P	28.398	14.142	30.944	25.273	267.9
Run # 5		Front Tyre	Slick-Medium 4 Laps at start	Rear Tyre	Slick-Soft New Tyre	
19	1'44.247	30.369	13.492	30.965	29.421	288.7
20	1'37.619	26.207	13.260	29.431	28.721	290.3
21	1'45.019	26.273	13.324	34.727	30.695	289.5
22	1'40.227	26.660	13.573	30.268	29.726	286.4

Fastest Lap: Alex MARQUEZ SPA BK8 Gresini Racing MotoGP **1'35.704** 25.606 13.052 28.918 28.128

These data/results cannot be reproduced, stored and/or transmitted in whole or in part by any manner of electronic, mechanical, photocopying, recording, broadcasting or otherwise now known or herein after developed without the previous express consent by the copyright owner, except for reproduction in daily press and regular printed publications on sale to the public within 60 days of the event related to those data/results and always provided that copyright symbol appears together as follows below.

© MotoGP Sports Entertainment Group, 2026

Official MotoGP Timing by TISSOT

www.motogp.com

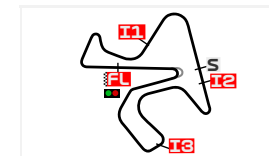
Jerez de la Frontera, Friday, April 24, 2026

Page 8 of 8



BEST PARTIAL TIMES

ESTRELLA GALICIA O,O GRAND PRIX OF SPAIN PRACTICE



Circuito de Jerez - Ángel Nieto 4423 m.

IT Ideal Lap Time, sum of the best partial times

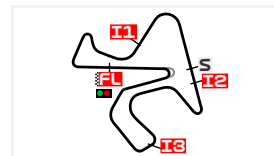
BT Best Lap Time

Pos	T1		T2		T3		T4		Pos	Rider	IT	BT	
	Rider	Time	Rider	Time	Rider	Time	Rider	Time					
1	A.MARQUEZ	25.606	M.BEZZECCHI	13.007	A.MARQUEZ	28.918	A.MARQUEZ	28.128	1	A.MARQUEZ	1'35.704	1'35.704	(1)
2	P.ACOSTA	25.646	F.DI GIANNANT	13.032	F.DI GIANNANT	29.022	F.ALDEGUER	28.164	2	F.DI GIANNANTONI	1'36.037	1'36.037	(2)
3	M.MARQUEZ	25.712	E.BASTIANINI	13.034	F.BAGNAIA	29.044	F.DI GIANNANT	28.177	3	A.OGURA	1'36.171	1'36.248	(5)
4	J.ZARCO	25.755	F.MORBIDELLI	13.036	M.MARQUEZ	29.045	A.OGURA	28.179	4	J.MIR	1'36.187	1'36.386	(11)
5	R.FERNANDEZ	25.759	F.ALDEGUER	13.044	J.MIR	29.056	L.MARINI	28.221	5	M.MARQUEZ	1'36.194	1'36.227	(4)
6	J.MARTIN	25.759	A.MARQUEZ	13.052	B.BINDER	29.131	R.FERNANDEZ	28.221	6	M.BEZZECCHI	1'36.210	1'36.210	(3)
7	A.OGURA	25.773	J.MIR	13.063	P.ACOSTA	29.149	M.BEZZECCHI	28.230	7	F.ALDEGUER	1'36.219	1'36.292	(8)
8	M.BEZZECCHI	25.782	A.OGURA	13.067	J.MARTIN	29.150	E.BASTIANINI	28.238	8	F.BAGNAIA	1'36.265	1'36.265	(6)
9	F.MORBIDELLI	25.793	P.ACOSTA	13.075	A.OGURA	29.152	J.MIR	28.246	9	R.FERNANDEZ	1'36.278	1'36.282	(7)
10	J.MILLER	25.793	J.MARTIN	13.087	F.ALDEGUER	29.157	J.MARTIN	28.293	10	J.MARTIN	1'36.289	1'36.301	(9)
11	F.DI GIANNANT	25.806	F.BAGNAIA	13.090	J.MILLER	29.184	F.BAGNAIA	28.303	11	P.ACOSTA	1'36.331	1'36.467	(15)
12	B.BINDER	25.816	J.ZARCO	13.092	M.BEZZECCHI	29.191	M.MARQUEZ	28.328	12	E.BASTIANINI	1'36.359	1'36.359	(10)
13	F.QUARTARARO	25.820	R.FERNANDEZ	13.103	R.FERNANDEZ	29.195	J.ZARCO	28.342	13	J.ZARCO	1'36.386	1'36.410	(12)
14	E.BASTIANINI	25.822	B.BINDER	13.108	J.ZARCO	29.197	F.MORBIDELLI	28.355	14	F.MORBIDELLI	1'36.413	1'36.442	(14)
15	J.MIR	25.822	M.MARQUEZ	13.109	F.MORBIDELLI	29.229	T.RAZGATLIOG	28.390	15	L.MARINI	1'36.415	1'36.415	(13)
16	F.BAGNAIA	25.828	L.MARINI	13.110	L.MARINI	29.241	A.RINS	28.403	16	B.BINDER	1'36.462	1'36.585	(16)
17	L.MARINI	25.843	D.MOREIRA	13.154	E.BASTIANINI	29.265	B.BINDER	28.407	17	J.MILLER	1'36.680	1'36.997	(20)
18	F.ALDEGUER	25.854	F.QUARTARAR	13.159	F.QUARTARAR	29.288	D.MOREIRA	28.423	18	F.QUARTARARO	1'36.729	1'36.752	(17)
19	T.RAZGATLIOG	25.885	A.RINS	13.163	D.MOREIRA	29.292	P.ACOSTA	28.461	19	T.RAZGATLIOGLU	1'36.829	1'36.864	(18)
20	D.MOREIRA	25.987	T.RAZGATLIOG	13.165	A.RINS	29.323	F.QUARTARAR	28.462	20	D.MOREIRA	1'36.856	1'36.934	(19)
21	L.SAVADORI	26.063	L.SAVADORI	13.176	T.RAZGATLIOG	29.389	L.SAVADORI	28.508	21	A.RINS	1'36.954	1'37.025	(21)
22	A.RINS	26.065	J.MILLER	13.191	A.FERNANDEZ	29.431	J.MILLER	28.512	22	L.SAVADORI	1'37.187	1'37.258	(22)
23	A.FERNANDEZ	26.207	A.FERNANDEZ	13.260	L.SAVADORI	29.440	A.FERNANDEZ	28.721	23	A.FERNANDEZ	1'37.619	1'37.619	(23)

These data/results cannot be reproduced, stored and/or transmitted in whole or in part by any manner of electronic, mechanical, photocopying, recording, broadcasting or otherwise now known or herein after developed without the previous express consent by the copyright owner, except for reproduction in daily press and regular printed publications on sale to the public within 60 days of the event related to those data/results and always provided that copyright symbol appears together as follows below.

© MotoGP Sports Entertainment Group, 2026

FASTEST LAPS SEQUENCE


ESTRELLA GALICIA O,O GRAND PRIX OF SPAIN
PRACTICE

Circuito de Jerez - Ángel Nieto 4423 m.

<i>Practice Time</i>	<i>#</i>	<i>Rider</i>	<i>Nation</i>	<i>Motorcycle</i>	<i>Time</i>	<i>Km/h</i>	<i>Rider's Lap</i>
3'26.966	73	Alex MARQUEZ	SPA	DUCATI	1'38.084	162.3	2
3'27.305	43	Jack MILLER	AUS	YAMAHA	1'37.957	162.5	2
3'28.328	10	Luca MARINI	ITA	HONDA	1'37.855	162.7	2
5'03.817	73	Alex MARQUEZ	SPA	DUCATI	1'36.851	164.4	3
5'09.801	49	Fabio DI GIANNANTONI	ITA	DUCATI	1'36.730	164.6	3
6'40.423	73	Alex MARQUEZ	SPA	DUCATI	1'36.606	164.8	4
6'46.361	49	Fabio DI GIANNANTONI	ITA	DUCATI	1'36.560	164.9	4
40'12.096	49	Fabio DI GIANNANTONI	ITA	DUCATI	1'36.267	165.4	12
48'49.881	73	Alex MARQUEZ	SPA	DUCATI	1'36.201	165.5	19
50'25.585	73	Alex MARQUEZ	SPA	DUCATI	1'35.704	166.3	20

These data/results cannot be reproduced, stored and/or transmitted in whole or in part by any manner of electronic, mechanical, photocopying, recording, broadcasting or otherwise now known or herein after developed without the previous express consent by the copyright owner, except for reproduction in daily press and regular printed publications on sale to the public within 60 days of the event related to those data/results and always provided that copyright symbol appears together as follows below.

© MotoGP Sports Entertainment Group, 2026

Official MotoGP Timing by  TISSOT
www.motogp.com

Jerez de la Frontera, Friday, April 24, 2026