

Circuit de Barcelona-Catalunya 4657 m.

CLASSIFICATION

MONSTER ENERGY GRAND PRIX OF CATALONIA

FREE PRACTICE NR. 1

#	Rider	Nation	Team	Motorcycle	Time	Lap Total	Gap	T. Speed
1	73 Alex MARQUEZ	SPA	BK8 Gresini Racing MotoGP	DUCATI	1'39.950	16 17		352.9
2	89 Jorge MARTIN	SPA	Aprilia Racing	APRILIA	1'40.299	7 10	0.349 0.349	357.6
3	49 Fabio DI GIANNANTONIO	ITA	Pertamina Enduro VR46 Racing Team	DUCATI	1'40.343	6 18	0.393 0.044	352.9
4	37 Pedro ACOSTA	SPA	Red Bull KTM Factory Racing	KTM	1'40.388	4 15	0.438 0.045	356.4
5	72 Marco BEZZECCHI	ITA	Aprilia Racing	APRILIA	1'40.422	4 19	0.472 0.034	355.2
6	23 Enea BASTIANINI	ITA	Red Bull KTM Tech3	KTM	1'40.436	5 17	0.486 0.014	355.2
7	54 Fermin ALDEGUER	SPA	BK8 Gresini Racing MotoGP	DUCATI	1'40.443	7 17	0.493 0.007	352.9
8	43 Jack MILLER	AUS	Prima Pramac Yamaha MotoGP	YAMAHA	1'40.466	5 17	0.516 0.023	347.2
9	21 Franco MORBIDELLI	ITA	Pertamina Enduro VR46 Racing Team	DUCATI	1'40.513	17 18	0.563 0.047	349.5
10	5 Johann ZARCO	FRA	Castrol Honda LCR	HONDA	1'40.544	5 19	0.594 0.031	351.7
11	11 Diogo MOREIRA	BRA	Pro Honda LCR	HONDA	1'40.566	5 17	0.616 0.022	350.6
12	33 Brad BINDER	RSA	Red Bull KTM Factory Racing	KTM	1'40.602	13 16	0.652 0.036	352.9
13	10 Luca MARINI	ITA	Honda HRC Castrol	HONDA	1'40.703	5 17	0.753 0.101	352.9
14	20 Fabio QUARTARARO	FRA	Monster Energy Yamaha MotoGP Team	YAMAHA	1'40.719	6 14	0.769 0.016	342.8
15	25 Raul FERNANDEZ	SPA	Trackhouse MotoGP Team	APRILIA	1'40.733	6 17	0.783 0.014	354.0
16	36 Joan MIR	SPA	Honda HRC Castrol	HONDA	1'40.770	7 16	0.820 0.037	354.0
17	63 Francesco BAGNAIA	ITA	Ducati Lenovo Team	DUCATI	1'40.890	6 17	0.940 0.120	355.2
18	79 Ai OGURA	JPN	Trackhouse MotoGP Team	APRILIA	1'40.942	18 19	0.992 0.052	354.0
19	12 Maverick VIÑALES	SPA	Red Bull KTM Tech3	KTM	1'40.979	17 18	1.029 0.037	351.7
20	47 Augusto FERNANDEZ	SPA	Yamaha Factory Racing	YAMAHA	1'41.345	7 20	1.395 0.366	348.3
21	42 Alex RINS	SPA	Monster Energy Yamaha MotoGP Team	YAMAHA	1'41.467	4 16	1.517 0.122	351.7
22	7 Toprak RAZGATLIOGLU	TUR	Prima Pramac Yamaha MotoGP	YAMAHA	1'41.940	5 18	1.990 0.473	349.5

Practice condition: **Dry**

Air: 13°

Humidity: 61%

Ground: 30°

Fastest Lap:	Lap: 16	Alex MARQUEZ	1'39.950	167.7 Km/h
Best Race Lap:	2024	Pedro ACOSTA	1'39.664	168.2 Km/h
All-Time Lap Record:	2025	Alex MARQUEZ	1'37.536	171.8 Km/h

The results are provisional until the end of the limit for protest and appeals.

Time limit for protest expires 60' after publication of the results - Time: **11:44**

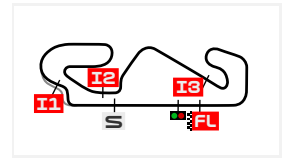
These data/results cannot be reproduced, stored and/or transmitted in whole or in part by any manner of electronic, mechanical, photocopying, recording, broadcasting or otherwise now known or herein after developed without the previous express consent by the copyright owner, except for reproduction in daily press and regular printed publications on sale to the public within 60 days of the event related to those data/results and always provided that copyright symbol appears together as follows below.

© MotoGP Sports Entertainment Group, 2026

Official MotoGP Timing by

www.motogp.com

Barcelona, Friday, May 15, 2026



Circuit de Barcelona-Catalunya 4657 m.

TOP SPEED & AVERAGE

MONSTER ENERGY GRAND PRIX OF CATALONIA

FREE PRACTICE NR. 1

#	Rider	Nation	Motorcycle	Top 5 speeds					Average	Top
89	Jorge MARTIN	SPA	APRILIA	357.6	356.4	354.0	349.5	347.2	352.9	357.6
37	Pedro ACOSTA	SPA	KTM	356.4	354.0	351.7	351.7	350.6	352.2	356.4
23	Enea BASTIANINI	ITA	KTM	355.2	355.2	354.0	352.9	352.9	353.7	355.2
63	Francesco BAGNAIA	ITA	DUCATI	355.2	352.9	352.9	352.9	351.7	352.4	355.2
72	Marco BEZZECCHI	ITA	APRILIA	355.2	352.9	352.9	350.6	350.6	351.9	355.2
25	Raul FERNANDEZ	SPA	APRILIA	354.0	354.0	350.6	350.6	350.6	352.0	354.0
36	Joan MIR	SPA	HONDA	354.0	352.9	352.9	351.7	350.6	352.1	354.0
79	Ai OGURA	JPN	APRILIA	354.0	354.0	352.9	351.7	351.7	352.7	354.0
10	Luca MARINI	ITA	HONDA	352.9	352.9	350.6	348.3	348.3	349.7	352.9
33	Brad BINDER	RSA	KTM	352.9	350.6	348.3	348.3	347.2	348.6	352.9
49	Fabio DI GIANNANTONIO	ITA	DUCATI	352.9	352.9	351.7	351.7	350.6	352.0	352.9
54	Fermin ALDEGUER	SPA	DUCATI	352.9	350.6	348.3	348.3	348.3	349.5	352.9
73	Alex MARQUEZ	SPA	DUCATI	352.9	352.9	351.7	351.7	350.6	351.6	352.9
5	Johann ZARCO	FRA	HONDA	351.7	350.6	348.3	347.2	347.2	348.7	351.7
12	Maverick VIÑALES	SPA	KTM	351.7	350.6	350.6	348.3	347.2	349.0	351.7
42	Alex RINS	SPA	YAMAHA	351.7	348.3	348.3	347.2	346.1	348.0	351.7
11	Diogo MOREIRA	BRA	HONDA	350.6	348.3	347.2	346.1	346.1	347.7	350.6
7	Toprak RAZGATLIOGLU	TUR	YAMAHA	349.5	348.3	347.2	346.1	345.0	346.9	349.5
21	Franco MORBIDELLI	ITA	DUCATI	349.5	348.3	348.3	346.1	345.0	347.0	349.5
47	Augusto FERNANDEZ	SPA	YAMAHA	348.3	347.2	346.1	346.1	345.0	346.5	348.3
43	Jack MILLER	AUS	YAMAHA	347.2	347.2	347.2	347.2	346.1	347.0	347.2
20	Fabio QUARTARARO	FRA	YAMAHA	342.8	342.8	341.7	341.7	341.7	342.1	342.8

These data/results cannot be reproduced, stored and/or transmitted in whole or in part by any manner of electronic, mechanical, photocopying, recording, broadcasting or otherwise now known or herein after developed without the previous express consent by the copyright owner, except for reproduction in daily press and regular printed publications on sale to the public within 60 days of the event related to those data/results and always provided that copyright symbol appears together as follows below.

© MotoGP Sports Entertainment Group, 2026

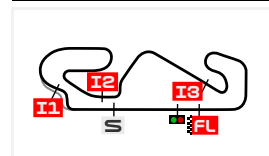
Official MotoGP Timing by www.motogp.com

Barcelona, Friday, May 15, 2026

CHRONOLOGICAL ANALYSIS OF PERFORMANCES

MONSTER ENERGY GRAND PRIX OF CATALONIA

FREE PRACTICE NR. 1



Circuit de Barcelona-Catalunya 4657 m.

* Lap / Sector time cancelled
 P Crossing the finish line in pit lane
 ** Tyre data subject to further updates

T1 Time from finish line to 1st intermediate
 T2 Time from 1st intermed. to 2nd intermed.

T3 Time from 2nd intermed. to 3rd intermed.
 T4 Time from 3rd intermediate to finish line

Lap	Lap Time	T1	T2	T3	T4	Speed	Lap	Lap Time	T1	T2	T3	T4	Speed
1st	73	Alex MARQUEZ		DUCATI		SPA	9	8'45.495 *	19.360	35.614	19.977	32.559 *	202.6
		BK8 Gresini Racing MotoGP					10	1'43.123	17.268	34.055	19.222	32.578	346.1
		Runs=3	Total laps=17	Full laps=12	Valid laps=10			unfinished	17.008	33.449	20.552		346.1
Run #	1	Front Tyre	Slick-Soft	Rear Tyre	Slick-Medium								
		New Tyre		New Tyre									
1	2'05.565	20.391	36.056	20.197	33.237	213.8							
2	1'43.429	17.978	33.876	19.551	32.024	352.9							
3	1'41.580	16.995	33.444	19.297	31.844	350.6							
4	1'41.195 *	16.937	33.280	19.174	31.804 *	350.6							
5	1'40.450	16.771	33.027	19.045	31.607	351.7							
6	1'50.967 P	16.704	33.037	19.214	42.012	352.9							
Run #	2	Front Tyre	Slick-Soft	Rear Tyre	Slick-Medium								
		6 Laps at start		6 Laps at start									
7	10'13.389	20.051	35.450	19.850	32.456	204.1							
8	1'42.034	17.242	33.487	19.399	31.906	347.2							
9	1'41.039	16.999	33.220	19.134	31.686	348.3							
10	1'40.937	16.863	33.243	19.141	31.690	351.7							
11	1'41.204 *	16.740	33.175	19.165	32.124 *	350.6							
12	1'54.170 P	17.106 *	34.263 *	19.818	42.983	348.3							
Run #	3	Front Tyre	Slick-Soft	Rear Tyre	Slick-Medium								
		New Tyre		New Tyre									
13	9'16.313	20.583	35.508	19.722	32.322	194.2							
14	1'41.253	17.109	33.303	19.189	31.652	348.3							
15	1'40.021	16.773	32.907	18.982	31.359	349.5							
16	1'39.950	16.675	32.805	19.020	31.450	349.5							
17	1'46.431	16.761	37.781	19.655	32.234	349.5							
2nd	89	Jorge MARTIN		APRILIA		SPA							
		Aprilia Racing											
		Runs=2	Total laps=10	Full laps=7	Valid laps=5								
Run #	1	Front Tyre	Slick-Soft	Rear Tyre	Slick-Medium								
		New Tyre		New Tyre									
1	2'08.791	19.351	35.817	20.146	36.326	222.2							
2	1'42.539	17.098	34.157	19.493	31.791	345.0							
3	1'40.480	16.750	33.151	19.069	31.510	354.0							
4	1'45.703 *	19.276 *	35.287	19.300	31.840	357.6							
5	1'42.542 *	16.722	32.987	20.237 *	32.596	356.4							
6	1'40.331	16.786	32.976	19.025	31.544	346.1							
7	1'40.299	16.677	32.970	19.050	31.602	349.5							
8	1'54.685 P	16.789	34.399	20.428	43.069	347.2							
Run #	2	Front Tyre	Slick-Soft	Rear Tyre	Slick-Medium								
		8 Laps at start		8 Laps at start									
3rd	49	Fabio DI GIANNANTONIO		DUCATI		ITA							
		Pertamina Enduro VR46 Racing Team											
		Runs=3	Total laps=18	Full laps=13	Valid laps=12								
Run #	1	Front Tyre	Slick-Soft	Rear Tyre	Slick-Medium								
		New Tyre		New Tyre									
1	1'54.741	20.063	36.494	19.945	32.614	212.5							
2	1'42.756	17.155	34.036	19.294	32.271	349.5							
3	1'41.161	16.905	33.479	19.167	31.610	345.0							
4	1'43.059 *	17.475 *	34.608	19.291	31.685	351.7							
5	1'40.979	16.780	33.260	19.400	31.539	349.5							
6	1'40.343	16.670	33.129	19.050	31.494	349.5							
7	1'53.119 P	16.585	33.137	19.095	44.302	349.5							
Run #	2	Front Tyre	Slick-Soft	Rear Tyre	Slick-Medium								
		7 Laps at start		7 Laps at start									
8	7'32.443	19.176	35.066	20.255	32.399	204.5							
9	1'41.781	16.997	33.533	19.292	31.959	348.3							
10	1'41.926	16.830	33.101	19.179	32.816	348.3							
11	1'41.190	16.795	33.227	19.308	31.860	350.6							
12	1'41.221	16.795	33.308	19.200	31.918	348.3							
13	1'58.344 P	17.574 *	35.097	20.059	45.614	342.8							
Run #	3	Front Tyre	Slick-Soft	Rear Tyre	Slick-Medium								
		New Tyre		New Tyre									
14	9'54.722	20.118	34.569	19.557	32.046	190.4							
15	1'41.477	17.036	33.296	19.216	31.929	352.9							
16	1'40.630	16.668	33.076	19.169	31.717	349.5							
17	1'40.826	16.763	33.155	19.203	31.705	351.7							
18	1'40.483	16.689	33.107	19.084	31.603	352.9							
4th	37	Pedro ACOSTA		KTM		SPA							
		Red Bull KTM Factory Racing											
		Runs=3	Total laps=15	Full laps=9	Valid laps=9								
Run #	1	Front Tyre	Slick-Soft	Rear Tyre	Slick-Medium								
		New Tyre		New Tyre									
1	1'55.324	21.472	35.769	19.677	32.580	208.0							
2	1'42.017	16.941	33.796	19.267	32.013	351.7							
3	1'40.807	16.728	33.331	19.076	31.672	354.0							
4	1'40.388	16.590	33.194	18.980	31.624	350.6							
5	1'44.963 *	16.613	35.445	20.891	32.014 *	348.3							
6	1'52.111 P	16.852	33.458	19.259	42.542	349.5							

Fastest Lap:	Alex MARQUEZ	SPA	BK8 Gresini Racing MotoGP	1'39.950	16.675	32.805	19.020	31.450
---------------------	--------------	-----	---------------------------	-----------------	--------	--------	--------	--------

These data/results cannot be reproduced, stored and/or transmitted in whole or in part by any manner of electronic, mechanical, photocopying, recording, broadcasting or otherwise now known or herein after developed without the previous express consent by the copyright owner, except for reproduction in daily press and regular printed publications on sale to the public within 60 days of the event related to those data/results and always provided that copyright symbol appears together as follows below.

© MotoGP Sports Entertainment Group, 2026

Official MotoGP Timing by

www.motogp.com

Barcelona, Friday, May 15, 2026

Free Practice Nr. 1

MotoGP™

Lap	Lap Time	T1	T2	T3	T4	Speed
Run #	2	Front Tyre	Slick-Soft	Rear Tyre	Slick-Medium	
		6 Laps at start		6 Laps at start		
7	1'48.084	19.859	35.752	19.765	32.776	217.3
8	1'41.902	16.957	33.622	19.383	31.940	349.5
9	1'43.329	16.722	33.302	19.049	34.256	350.6
10	1'41.200 *	16.758	33.347	19.058	32.037 *	350.6
	unfinished					345.0
Run #	3	Front Tyre	Slick-Soft	Rear Tyre	Slick-Medium	
		New Tyre		New Tyre		
11	1'45.884 *	19.363 *	34.865	19.404	32.252	214.2
12	1'41.274	16.978	33.433	19.106	31.757	351.7
13	1'40.666	16.769	33.213	19.015	31.669	356.4
14	1'44.919	16.812	36.597	19.587	31.923	349.5
15	1'55.951 P	17.026 *	36.166	19.783	42.976	348.3

5th **72** **Marco BEZZECCHI** APRILIA ITA
Aprilia Racing

Runs=3 Total laps=19 Full laps=14 Valid laps=14

Run #	1	Front Tyre	Slick-Soft	Rear Tyre	Slick-Medium	
		New Tyre		New Tyre		
1	2'02.769	20.115	35.486	19.930	32.350	234.2
2	1'43.552	17.251	33.959	19.650	32.692	352.9
3	1'42.068	17.074	33.526	19.435	32.033	348.3
4	1'40.422	16.838	33.034	19.000	31.550	345.0
5	1'51.334 P	16.754	33.252	19.070	42.258	350.6
Run #	2	Front Tyre	Slick-Soft	Rear Tyre	Slick-Medium	
		5 Laps at start		5 Laps at start		
6	6'24.191	19.417	34.787	19.608	32.563	211.3
7	1'41.955	17.046	33.435	19.306	32.168	350.6
8	1'41.005	16.975	33.317	19.057	31.656	346.1
9	1'40.585	16.830	33.101	19.082	31.572	346.1
10	1'40.519	16.655	33.046	18.980	31.838	347.2
11	1'40.476	16.655	33.189	18.956	31.676	350.6
12	1'40.970	16.774	33.234	19.120	31.842	347.2
13	1'55.807 P	17.504	34.440	20.636	43.227	345.0
Run #	3	Front Tyre	Slick-Soft	Rear Tyre	Slick-Medium	
		13 Laps at start		13 Laps at start		
14	9'55.803	19.892	34.598	19.616	32.397	194.2
15	1'42.486	17.267	33.770	19.321	32.128	345.0
16	1'45.719	17.373	33.688	19.345	35.313	349.5
17	1'42.332	17.129	33.663	19.237	32.303	352.9
18	1'42.162	17.136	33.522	19.373	32.131	355.2
19	1'42.256	16.932	33.571	19.174	32.579	350.6

6th **23** **Enea BASTIANINI** KTM ITA
Red Bull KTM Tech3

Runs=3 Total laps=17 Full laps=12 Valid laps=9

Run #	1	Front Tyre	Slick-Soft	Rear Tyre	Slick-Medium	
		New Tyre		New Tyre		
1	2'05.531	21.335	36.237	20.339	33.319	203.3
2	1'44.300 *	17.935 *	34.815	19.427	32.123	350.6
3	1'41.640	17.099	33.491	19.295	31.755	348.3
4	1'40.730	16.816	33.194	19.095	31.625	351.7
5	1'40.436	16.663	33.007	19.185	31.581	352.9
6	1'52.160 P	16.741	33.249	19.363	42.807	354.0

Lap	Lap Time	T1	T2	T3	T4	Speed
Run #	2	Front Tyre	Slick-Soft	Rear Tyre	Slick-Medium	
		6 Laps at start		6 Laps at start		
7	11'24.851	19.997	35.016	19.805	34.563	196.7
8	1'42.041	16.993	33.547	19.457	32.044	355.2
9	1'41.524	16.898	33.310	19.295	32.021	352.9
10	1'43.823 *	17.066 *	34.632	19.505	32.620 *	352.9
11	1'41.467	16.882	33.242	19.326	32.017	350.6
12	1'54.255 P	17.542	34.809	19.632	42.272	349.5
Run #	3	Front Tyre	Slick-Soft	Rear Tyre	Slick-Medium	
		12 Laps at start		12 Laps at start		
13	8'06.235	19.146	34.892	19.601	32.822	196.3
14	1'42.377	17.113	33.683	19.390	32.191	348.3
15	1'41.942	16.996	33.561	19.333	32.052	349.5
16	1'44.527 *	16.785 *	35.523	19.736	32.483	355.2
17	1'41.962	16.951	33.419	19.302	32.290	352.9

7th **54** **Fermin ALDEGUER** DUCATI SPA
BK8 Gresini Racing MotoGP

Runs=3 Total laps=17 Full laps=12 Valid laps=12

Run #	1	Front Tyre	Slick-Soft	Rear Tyre	Slick-Medium	
		New Tyre		New Tyre		
1	2'07.060	19.140	35.761	20.039	33.281	231.2
2	1'42.861	17.344	34.139	19.335	32.043	346.1
3	1'41.609	17.055	33.582	19.167	31.805	348.3
4	1'40.838	16.855	33.334	19.048	31.601	346.1
5	1'40.947	16.880	33.188	19.191	31.688	346.1
6	1'40.757	16.766	33.056	19.169	31.766	352.9
7	1'40.443	16.769	32.975	19.137	31.562	348.3
8	1'54.921 P	16.977	34.627	19.586	43.731	343.9
Run #	2	Front Tyre	Slick-Soft	Rear Tyre	Slick-Medium	
		8 Laps at start		8 Laps at start		
9	8'35.134	20.712	36.556	19.980	34.238	216.8
10	1'43.530	17.461	34.180	19.512	32.377	346.1
11	1'42.407	17.123	33.716	19.368	32.200	346.1
12	1'58.891 P	17.271	35.862	21.259	44.499	341.7
Run #	3	Front Tyre	Slick-Soft	Rear Tyre	Slick-Medium	
		New Tyre		New Tyre		
13	10'43.369	20.392	35.587	19.783	32.323	192.1
14	1'42.462	17.308	33.854	19.371	31.929	350.6
15	1'41.247	17.028	33.271	19.228	31.720	348.3
16	1'40.689	16.879	33.135	19.090	31.585	348.3
17	1'40.745	16.853	33.163	19.073	31.656	346.1

8th **43** **Jack MILLER** YAMAHA AUS
Prima Pramac Yamaha MotoGP

Runs=3 Total laps=17 Full laps=12 Valid laps=10

Run #	1	Front Tyre	Slick-Soft	Rear Tyre	Slick-Medium	
		New Tyre		New Tyre		
1	1'56.655	19.939	36.012	20.046	32.961	223.6
2	1'45.285 *	17.858 *	35.615	19.588	32.224	346.1
3	1'41.490	17.068	33.366	19.340	31.716	347.2
4	1'40.631	16.871	33.069	19.132	31.559	347.2
5	1'40.466	16.841	32.952	19.128	31.545	347.2
6	1'41.122	16.769	33.069	19.312	31.972	347.2
7	1'56.346 P	16.883	36.645	20.198	42.620	345.0

Fastest Lap: Alex MARQUEZ SPA BK8 Gresini Racing MotoGP **1'39.950** 16.675 32.805 19.020 31.450

These data/results cannot be reproduced, stored and/or transmitted in whole or in part by any manner of electronic, mechanical, photocopying, recording, broadcasting or otherwise now known or herein after developed without the previous express consent by the copyright owner, except for reproduction in daily press and regular printed publications on sale to the public within 60 days of the event related to those data/results and always provided that copyright symbol appears together as follows below.

© MotoGP Sports Entertainment Group, 2026

Official MotoGP Timing by TISSOT

www.motogp.com

Barcelona, Friday, May 15, 2026

Page 2 of 6



Free Practice Nr. 1

MotoGP™

Lap	Lap Time	T1	T2	T3	T4	Speed
Run # 2	Front Tyre	Slick-Soft	Rear Tyre	Slick-Medium		
		7 Laps at start		7 Laps at start		
8	11'27.849	19.781	35.273	20.043	34.177	203.3
9	1'42.303	17.223	33.481	19.347	32.252	343.9
10	1'45.821 *	17.814 *	35.897	19.594	32.516 *	337.5
11	1'41.697	17.095	33.268	19.312	32.022	338.5
12	1'52.563 P	16.949	34.042	19.697	41.875	341.7
Run # 3	Front Tyre	Slick-Soft	Rear Tyre	Slick-Medium		
		12 Laps at start		12 Laps at start		
13	8'48.290	20.128	35.225	19.730	32.511	180.0
14	1'45.897	17.212	36.376	19.789	32.520	337.5
15	1'44.056	17.198	33.869	19.588	33.401	336.4
16	1'42.298	17.096	33.495	19.443	32.264	342.8
17	1'42.322	17.066	33.566	19.404	32.286	340.6

9th 21 Franco MORBIDELLI DUCATI ITA
Pertamina Enduro VR46 Racing Team

Runs=3 Total laps=18 Full laps=13 Valid laps=11

Run #	1	Front Tyre	Slick-Soft	Rear Tyre	Slick-Medium	Speed
		New Tyre		New Tyre		
1	2'05.500	20.447	37.190	20.968	33.607	194.9
2	1'44.202	17.650	34.128	19.686	32.738	333.3
3	1'50.212 *	21.376 *	37.298	19.377	32.161	339.6
4	1'41.687	16.994	33.602	19.296	31.795	348.3
5	1'40.943	16.811	33.293	19.206	31.633	349.5
6	1'41.048	16.885	33.284	19.232	31.647	348.3
7	1'56.436 P	17.176 *	36.165	19.868	43.227	342.8

Run #	2	Front Tyre	Slick-Soft	Rear Tyre	Slick-Medium	Speed
		7 Laps at start		7 Laps at start		
8	8'33.836	20.985	35.757	20.098	32.701	188.8
9	1'42.833	17.406	33.849	19.376	32.202	339.6
10	1'41.989	16.997	33.604	19.363	32.025	343.9
11	1'41.733	17.041	33.503	19.277	31.912	340.6
12	1'42.404 *	16.932	33.351	19.313	32.808 *	341.7
13	1'54.726 P	17.410 *	34.121	19.644	43.551	341.7

Run #	3	Front Tyre	Slick-Soft	Rear Tyre	Slick-Medium	Speed
		New Tyre		New Tyre		
14	9'32.535	19.954	35.012	19.718	32.031	183.3
15	1'41.440	17.099	33.528	19.136	31.677	346.1
16	1'40.669	16.868	33.107	19.053	31.641	345.0
17	1'40.513	16.796	33.135	19.063	31.519	345.0
18	1'41.325	16.976	33.314	19.244	31.791	343.9

10th 5 Johann ZARCO HONDA FRA
Castrol Honda LCR

Runs=3 Total laps=19 Full laps=13 Valid laps=11

Run #	1	Front Tyre	Slick-Soft	Rear Tyre	Slick-Medium	Speed
		New Tyre		New Tyre		
1	2'04.269	19.612	35.955	20.603	32.554	211.7
2	1'42.616	17.162	33.600	19.673	32.181	341.7
3	1'41.686	16.928	33.348	19.421	31.989	345.0
4	1'40.851	16.983	33.194	19.191	31.483	332.3
5	1'40.544	16.905	33.038	19.104	31.497	346.1
6	1'53.670 P	17.305	33.806	19.642	42.917	348.3

Run #	2	Front Tyre	Slick-Soft	Rear Tyre	Slick-Medium	Speed
		6 Laps at start		6 Laps at start		

Fastest Lap: Alex MARQUEZ SPA BK8 Gresini Racing MotoGP **1'39.950** 16.675 32.805 19.020 31.450

These data/results cannot be reproduced, stored and/or transmitted in whole or in part by any manner of electronic, mechanical, photocopying, recording, broadcasting or otherwise now known or herein after developed without the previous express consent by the copyright owner, except for reproduction in daily press and regular printed publications on sale to the public within 60 days of the event related to those data/results and always provided that copyright symbol appears together as follows below.

© MotoGP Sports Entertainment Group, 2026

Official MotoGP Timing by **TISSOT**

www.motogp.com

Barcelona, Friday, May 15, 2026

Page 3 of 6



Lap	Lap Time	T1	T2	T3	T4	Speed
7	9'26.788	18.685	35.121	19.787	32.628	218.1
8	1'43.846	17.513	33.931	19.570	32.832	347.2
9	1'42.069	17.190	33.510	19.365	32.004	343.9
10	1'41.899	17.019	33.533	19.311	32.036	345.0
11	1'41.588 *	16.979	33.186	19.256	32.167 *	343.9
12	1'41.408 *	16.974	33.297	19.139	31.998 *	345.0
13	1'53.465 P	17.007	33.601	19.676	43.181	346.1
Run # 3	Front Tyre	Slick-Soft	Rear Tyre	Slick-Medium		
		13 Laps at start		13 Laps at start		
14	6'52.836	18.896	34.871	19.661	32.653	206.8
15	1'42.603	17.208	33.749	19.455	32.191	346.1
16	1'41.847	17.043	33.448	19.352	32.004	347.2
17	1'42.043	17.075	33.491	19.386	32.091	350.6
18	1'42.594	16.920	33.708	19.446	32.520	351.7
19	1'54.508 P	17.241	34.035	19.845	43.387	347.2

11th 11 Diogo MOREIRA HONDA BRA
Pro Honda LCR

Runs=3 Total laps=17 Full laps=12 Valid laps=12

Run #	1	Front Tyre	Slick-Soft	Rear Tyre	Slick-Medium	Speed
		New Tyre		New Tyre		
1	1'58.025	19.653	35.582	20.021	32.526	224.5
2	1'42.927	17.287	34.153	19.350	32.137	340.6
3	1'41.466	17.032	33.548	19.208	31.678	346.1
4	1'40.777	16.888	33.307	19.048	31.534	348.3
5	1'40.566	16.779	33.244	19.068	31.475	350.6
6	1'52.645 P	16.776	33.419	19.472	42.978	343.9

Run #	2	Front Tyre	Slick-Soft	Rear Tyre	Slick-Medium	Speed
		6 Laps at start		6 Laps at start		
7	10'12.493	19.398	35.215	20.009	32.487	224.0
8	1'45.175	17.503	33.868	19.404	34.400	339.6
9	1'42.816	17.209	33.919	19.530	32.158	345.0
10	1'42.654	17.110	33.787	19.563	32.194	345.0
11	1'52.843 P	16.993	33.629	19.196	43.025	345.0

Run #	3	Front Tyre	Slick-Soft	Rear Tyre	Slick-Medium	Speed
		11 Laps at start		11 Laps at start		
12	8'57.216	19.866	35.422	20.056	32.776	223.1
13	1'43.335	17.413	34.146	19.510	32.266	340.6
14	1'42.493	17.147	33.829	19.389	32.128	345.0
15	1'42.236	17.048	33.679	19.334	32.175	345.0
16	1'42.511	16.977	33.807	19.430	32.297	347.2
17	1'42.098	16.926	33.690	19.324	32.158	346.1

12th 33 Brad BINDER KTM RSA
Red Bull KTM Factory Racing

Runs=3 Total laps=16 Full laps=11 Valid laps=9

Run #	1	Front Tyre	Slick-Soft	Rear Tyre	Slick-Medium	Speed
		New Tyre		New Tyre		
1	1'57.599	20.268	36.432	20.125	32.765	202.2
2	1'43.295 *	17.313	34.330	19.338	32.314 *	347.2
3	1'55.771	20.612	43.535	19.430	32.194	348.3
4	1'41.620	17.033	33.532	19.230	31.825	352.9
5	1'42.006	16.781	33.287	19.278	32.660	348.3
6	1'40.603	16.747	33.105	19.123	31.628	347.2
7	1'40.800	16.741	33.150	19.154	31.755	350.6
8	1'54.872 P	16.775	33.262	21.222 *	43.613	347.2

Free Practice Nr. 1

MotoGP™

Lap	Lap Time	T1	T2	T3	T4	Speed
Run #	2	Front Tyre	Slick-Soft	Rear Tyre	Slick-Medium	
		New Tyre		New Tyre		
9	1'55.115	20.481	36.959	20.236	34.394	175.8
10	1'43.217 *	17.465	33.936	19.327	32.489 *	343.9
11	1'42.974 *	17.541 *	33.770	19.246	32.417	343.9
12	1'41.243	17.121	33.306	18.974	31.842	343.9
13	1'40.602	16.788	33.018	19.098	31.698	347.2
	unfinished					345.0

Run #	3	Front Tyre	Slick-Soft	Rear Tyre	Slick-Medium	
		8 Laps at start		8 Laps at start		
14	1'51.221 *	22.143 *	35.930	19.974	33.174	187.8
15	1'43.771 *	17.399	33.960	19.388	33.024 *	346.1
16	1'41.961	17.115	33.447	19.259	32.140	345.0

13th 10 **Luca MARINI** HONDA ITA
Honda HRC Castrol

Run #	1	Front Tyre	Slick-Soft	Rear Tyre	Slick-Medium	
		New Tyre		New Tyre		
1	2'07.126	20.627	35.880	19.973	33.126	205.3
2	1'43.213	17.398	34.187	19.378	32.250	348.3
3	1'41.365	16.856	33.539	19.291	31.679	342.8
4	1'41.017	16.882	33.299	19.191	31.645	345.0
5	1'40.703	16.731	33.158	19.220	31.594	347.2
6	1'50.414 P	16.755	33.184	19.210	41.265	336.4

Run #	2	Front Tyre	Slick-Soft	Rear Tyre	Slick-Medium	
		6 Laps at start		6 Laps at start		
7	6'52.754	19.227	34.406	19.729	32.436	203.7
8	1'42.646	17.339	33.698	19.495	32.114	348.3
9	1'41.916	17.224	33.371	19.269	32.052	343.9
10	1'41.705	16.931	33.421	19.280	32.073	347.2
11	1'51.869 P	16.849	33.575	19.403	42.042	348.3

Run #	3	Front Tyre	Slick-Soft	Rear Tyre	Slick-Medium	
		New Tyre		New Tyre		
12	12'49.733	18.062	34.460	19.588	32.015	216.4
13	1'41.489	17.158	33.310	19.152	31.869	348.3
14	1'41.628	16.889	33.558	19.486	31.695	352.9
15	1'40.723	16.816	33.165	19.124	31.618	350.6
16	1'40.708	16.749	33.084	19.214	31.661	348.3
17	1'59.556 P	17.295 *	36.724	22.222	43.315	352.9

14th 20 **Fabio QUARTARARO** YAMAHA FRA
Monster Energy Yamaha MotoGP Team

Run #	1	Front Tyre	Slick-Soft	Rear Tyre	Slick-Medium	
		New Tyre		New Tyre		
1	2'53.604	19.995	36.789	20.581	33.506	236.3
2	1'45.724	18.359	34.847	19.735	32.783	340.6
3	1'42.348	17.285	33.632	19.316	32.115	341.7
4	1'41.079	16.997	33.190	19.126	31.766	340.6
5	1'40.979	16.868	33.112	19.119	31.880	342.8
6	1'40.719	16.849	33.058	19.066	31.746	341.7
7	1'57.627 P	17.295 *	36.170	20.193	43.969	339.6

Run #	2	Front Tyre	Slick-Soft	Rear Tyre	Slick-Medium	
		7 Laps at start		7 Laps at start		
8	11'20.404	19.556	37.476	20.098	33.391	226.4

Lap	Lap Time	T1	T2	T3	T4	Speed
9	1'44.262	17.541	34.901	19.599	32.221	342.8
10	1'41.968 *	17.114	33.374	19.177	32.303 *	338.5
11	1'43.843	17.465	34.447	19.491	32.440	341.7
12	1'41.866	17.143	33.351	19.271	32.101	338.5
13	1'41.445	16.977	33.300	19.158	32.010	337.5
14	1'54.185 P	17.493 *	34.497	19.735	42.460	337.5

15th 25 **Raul FERNANDEZ** APRILIA SPA
Trackhouse MotoGP Team

Runs=3 Total laps=17 Full laps=11 Valid laps=9

Run #	1	Front Tyre	Slick-Soft	Rear Tyre	Slick-Medium	
		New Tyre		New Tyre		
1	2'13.033	20.158	35.864	20.051	32.580	221.3
2	1'42.540	17.196	33.792	19.517	32.035	348.3
3	1'41.559	17.108	33.416	19.308	31.727	350.6
4	1'41.257	16.933	33.341	19.287	31.696	350.6
5	1'43.058	16.790	34.370	19.583	32.315	350.6
6	1'40.733	16.721	33.275	19.086	31.651	354.0
7	1'50.315 P	16.712	33.213	19.129	41.261	354.0

Run #	2	Front Tyre	Slick-Soft	Rear Tyre	Slick-Medium	
		7 Laps at start		7 Laps at start		
8	9'56.726	19.429	34.916	19.839	32.321	222.6
9	1'43.401	17.936	33.832	19.373	32.260	342.8
10	1'41.925	17.241	33.450	19.281	31.953	342.8
11	1'42.882 *	16.953	33.389	19.149	33.391 *	341.7
12	1'42.518 *	17.251	33.707 *	19.452	32.108	341.7
13	1'55.417 P	17.151	33.593	19.371	45.302	343.9

Run #	3	Front Tyre	Slick-Soft	Rear Tyre	Slick-Medium	
		13 Laps at start		New Tyre		
14	8'43.629	19.694	34.788	19.734	32.594	220.4
15	1'41.876	17.214	33.408	19.362	31.892	343.9
16	1'41.706	17.115	33.408	19.237	31.946	342.8
17	2'05.525 P	19.175 *	36.614	23.412	46.324	343.9

16th 36 **Joan MIR** HONDA SPA
Honda HRC Castrol

Runs=3 Total laps=16 Full laps=11 Valid laps=9

Run #	1	Front Tyre	Slick-Soft	Rear Tyre	Slick-Medium	
		New Tyre		New Tyre		
1	2'12.107	19.686	35.906	20.176	33.118	224.0
2	1'44.205 *	18.369 *	34.256	19.509	32.071	352.9
3	1'41.288	17.074	33.254	19.225	31.735	349.5
4	1'41.064	16.713	33.227	19.366	31.758	354.0
5	1'40.945	16.670	33.342	19.222	31.711	346.1
6	1'41.098	16.810	33.124	19.050	32.114	351.7
7	1'40.770	16.734	33.074	19.228	31.734	350.6
8	1'54.482 P	16.727	34.729	19.769	43.257	352.9

Run #	2	Front Tyre	Slick-Soft	Rear Tyre	Slick-Medium	
		8 Laps at start		8 Laps at start		
9	13'47.545 *	19.140	34.631	21.168	32.947 *	210.1
10	1'42.952 *	17.249 *	33.859	19.466	32.378	346.1
11	1'41.805	17.016	33.379	19.328	32.082	347.2
12	1'54.589 P	17.029	33.323	21.088	43.149	346.1

Run #	3	Front Tyre	Slick-Soft	Rear Tyre	Slick-Medium	
		12 Laps at start		12 Laps at start		
13	7'21.907	21.220	34.653	19.659	32.662	209.3

Fastest Lap: Alex MARQUEZ SPA BK8 Gresini Racing MotoGP **1'39.950** 16.675 32.805 19.020 31.450

These data/results cannot be reproduced, stored and/or transmitted in whole or in part by any manner of electronic, mechanical, photocopying, recording, broadcasting or otherwise now known or herein after developed without the previous express consent by the copyright owner, except for reproduction in daily press and regular printed publications on sale to the public within 60 days of the event related to those data/results and always provided that copyright symbol appears together as follows below.

© MotoGP Sports Entertainment Group, 2026

Official MotoGP Timing by TISSOT

www.motogp.com

Barcelona, Friday, May 15, 2026

Page 4 of 6



Free Practice Nr. 1

MotoGP™

Lap	Lap Time	T1	T2	T3	T4	Speed
14	1'44.442	17.077	33.775	21.391	32.199	348.3
15	1'42.035	17.010	33.507	19.364	32.154	350.6
16	1'41.920	16.946	33.413	19.413	32.148	349.5

17th 63 **Francesco BAGNAIA** DUCATI ITA
Ducati Lenovo Team

Runs=3 Total laps=17 Full laps=11 Valid laps=9

Run #	1	Front Tyre	Slick-Soft	Rear Tyre	Slick-Medium	Speed
		New Tyre		New Tyre		
1	2'08.127	19.912	35.744	19.811	32.904	217.3
2	1'43.878	17.369	34.425	19.591	32.493	339.6
3	1'42.134	17.234	33.543	19.346	32.011	347.2
4	1'46.739 *	19.423 *	35.853	19.426	32.037	355.2
5	1'41.276	16.901	33.365	19.172	31.838	352.9
6	1'40.890	16.827	33.273	19.097	31.693	352.9
7	1'55.951 P	17.376 *	36.313	19.664	42.598	352.9

Run #	2	Front Tyre	Slick-Soft	Rear Tyre	Slick-Medium	Speed
		7 Laps at start		7 Laps at start		
8	7'33.451	20.219	37.903	19.766	32.359	212.5
9	1'42.787	17.180	33.800	19.834	31.973	349.5
10	1'41.858	16.983	33.619	19.217	32.039	351.7
11	1'55.148 P	16.672 *	36.109	19.459	42.908	351.7

Run #	3	Front Tyre	Slick-Soft	Rear Tyre	Slick-Medium	Speed
		11 Laps at start		11 Laps at start		
12	11'49.980	19.318	34.786	19.658	32.457	226.8
13	1'42.838	17.135	33.975	19.493	32.235	351.7
14	1'43.682 *	16.613 *	34.567	19.733	32.769	351.7
15	1'42.344	17.068	33.735	19.346	32.195	351.7
16	1'42.367	17.009	33.718	19.267	32.373	351.7
17	2'01.601 P	20.040 *	37.830	20.001	43.730	350.6

18th 79 **Ai OGURA** APRILIA JPN
Trackhouse MotoGP Team

Runs=3 Total laps=19 Full laps=14 Valid laps=13

Run #	1	Front Tyre	Slick-Soft	Rear Tyre	Slick-Medium	Speed
		New Tyre		New Tyre		
1	2'01.808 *	20.520	36.636	20.505	33.343 *	212.1
2	1'44.119	17.460	34.427	19.838	32.394	347.2
3	1'42.347	17.121	33.794	19.388	32.044	349.5
4	1'42.366	17.253	33.874	19.371	31.868	336.4
5	1'41.435	17.112	33.359	19.313	31.651	351.7
6	1'57.526 P	17.000	33.424	19.274	47.828	348.3

Run #	2	Front Tyre	Slick-Soft	Rear Tyre	Slick-Medium	Speed
		6 Laps at start		6 Laps at start		
7	9'00.517 *	19.948	36.082	20.093	34.195 *	211.3
8	1'43.350 *	17.325	34.240	19.513	32.272 *	348.3
9	1'41.967	17.206	33.590	19.339	31.832	348.3
10	1'41.869	16.903	33.356	19.271	32.339	351.7
11	1'41.330	16.942	33.311	19.173	31.904	354.0
12	1'42.286	16.967	33.389	19.341	32.589	348.3
13	1'41.337	16.875	33.358	19.272	31.832	349.5
14	2'02.999 P	18.101	38.597	20.782	45.519	340.6

Run #	3	Front Tyre	Slick-Soft	Rear Tyre	Slick-Medium	Speed
		14 Laps at start		New Tyre		
15	7'06.585	22.951	36.201	19.614	32.318	169.5
16	1'41.401	17.012	33.341	19.213	31.835	351.7

Lap	Lap Time	T1	T2	T3	T4	Speed
17	1'40.978	16.897	33.126	19.309	31.646	350.6
18	1'40.942	16.858	33.317	19.120	31.647	354.0
19	1'41.281	16.735	33.307	19.241	31.998	352.9

19th 12 **Maverick VIÑALES** KTM SPA
Red Bull KTM Tech3

Runs=3 Total laps=18 Full laps=13 Valid laps=12

Run #	1	Front Tyre	Slick-Soft	Rear Tyre	Slick-Medium	Speed
		New Tyre		New Tyre		
1	2'26.387	20.443	36.308	20.473	34.587	211.7
2	1'45.595	18.102	34.754	19.817	32.922	316.7
3	1'43.868	17.495	34.011	19.722	32.640	339.6
4	1'42.886	17.219	33.805	19.489	32.373	347.2
5	1'42.029	17.061	33.387	19.317	32.264	345.0
6	1'41.699	16.928	33.376	19.311	32.084	346.1
7	1'41.420	16.835	33.348	19.201	32.036	346.1
8	1'56.039 P	16.903	35.830	19.995	43.311	347.2

Run #	2	Front Tyre	Slick-Soft	Rear Tyre	Slick-Medium	Speed
		8 Laps at start		8 Laps at start		
9	8'33.125	20.112	35.120	19.968	34.743	209.3
10	1'44.154	17.781	34.103	19.528	32.742	346.1
11	1'44.235	17.272	33.799	19.393	33.771	342.8
12	1'42.617 *	17.162	33.555	19.245	32.655 *	348.3
13	1'42.228	17.023	33.556	19.403	32.246	350.6
14	1'53.916 P	17.643	34.399	19.469	42.405	345.0

Run #	3	Front Tyre	Slick-Soft	Rear Tyre	Slick-Medium	Speed
		New Tyre		New Tyre		
15	8'20.448	19.383	34.290	19.439	32.312	219.9
16	1'41.521	17.115	33.345	19.101	31.960	350.6
17	1'40.979	16.881	33.114	19.104	31.880	347.2
18	1'40.989	16.901	33.099	19.109	31.880	351.7

20th 47 **Augusto FERNANDEZ** YAMAHA SPA
Yamaha Factory Racing

Runs=3 Total laps=20 Full laps=15 Valid laps=13

Run #	1	Front Tyre	Slick-Soft	Rear Tyre	Slick-Medium	Speed
		New Tyre		New Tyre		
1	2'07.592	21.216	37.741	20.727	33.967	207.2
2	1'44.664	17.694	34.779	19.937	32.254	318.5
3	1'42.781	17.324	34.040	19.520	31.897	329.2
4	1'42.094	17.177	33.565	19.453	31.899	336.4
5	1'46.126	16.851	33.551	19.622	36.102	347.2
6	1'41.652	17.153	33.391	19.294	31.814	338.5
7	1'41.345	16.914	33.212	19.278	31.941	348.3
8	1'57.988 P	18.299 *	37.318	20.497	41.874	346.1

Run #	2	Front Tyre	Slick-Soft	Rear Tyre	Slick-Medium	Speed
		8 Laps at start		8 Laps at start		
9	7'18.448	20.180	37.204	20.582	33.135	175.8
10	1'43.557	17.360	34.199	19.429	32.569	340.6
11	1'42.682	17.213	33.787	19.472	32.210	342.8
12	1'42.702 *	17.102	33.772	19.557	32.271 *	345.0
13	1'42.312 *	16.986	33.664	19.447	32.215 *	340.6
14	1'53.127 P	17.060	33.742	19.481	42.844	342.8

Run #	3	Front Tyre	Slick-Soft	Rear Tyre	Slick-Medium	Speed
		New Tyre		New Tyre		
15	7'31.954	22.714	36.916	20.544	33.006	163.8

Fastest Lap: Alex MARQUEZ SPA BK8 Gresini Racing MotoGP **1'39.950** 16.675 32.805 19.020 31.450

These data/results cannot be reproduced, stored and/or transmitted in whole or in part by any manner of electronic, mechanical, photocopying, recording, broadcasting or otherwise now known or herein after developed without the previous express consent by the copyright owner, except for reproduction in daily press and regular printed publications on sale to the public within 60 days of the event related to those data/results and always provided that copyright symbol appears together as follows below.

© MotoGP Sports Entertainment Group, 2026

Official MotoGP Timing by  TISSOT

www.motogp.com

Barcelona, Friday, May 15, 2026

Free Practice Nr. 1

MotoGP™

Lap	Lap Time	T1	T2	T3	T4	Speed	Lap	Lap Time	T1	T2	T3	T4	Speed
16	1'43.245	17.689	34.116	19.528	31.912	341.7	16	1'45.142 *	17.390 *	35.705	19.578	32.469	343.9
17	1'44.757	17.019	35.227	19.567	32.944	346.1	17	1'42.002	17.134	33.404	19.355	32.109	339.6
18	1'41.980	17.201	33.419	19.381	31.979	343.9	18	1'42.081	17.077	33.455	19.272	32.277	340.6
19	1'41.434	16.952	33.233	19.288	31.961	343.9							
20	1'41.409	16.925	33.264	19.270	31.950	343.9							

21st **42** **Alex RINS** YAMAHA SPA
Monster Energy Yamaha MotoGP Team

Runs=3 Total laps=16 Full laps=11 Valid laps=9

Run #	1	Front Tyre	Slick-Soft	Rear Tyre	Slick-Medium	
		New Tyre		New Tyre		
1	1'55.565	20.099	36.299	20.051	32.930	216.0
2	1'42.239	17.170	33.721	19.375	31.973	340.6
3	1'41.623	17.063	33.524	19.291	31.745	345.0
4	1'41.467	16.900	33.402	19.374	31.791	346.1
5	1'42.389	16.965	33.704	19.578	32.142	343.9
6	1'43.724 *	16.863	33.419	20.222 *	33.220	347.2
7	1'53.890 P	16.947	34.296	19.982	42.665	346.1
Run #	2	Front Tyre	Slick-Soft	Rear Tyre	Slick-Medium	
		7 Laps at start		7 Laps at start		
8	8'08.311	19.595	35.852	20.742	32.810	189.8
9	1'43.561	17.277	33.980	19.650	32.654	343.9
10	1'54.184 P	17.038	33.929	20.147	43.070	342.8
Run #	3	Front Tyre	Slick-Soft	Rear Tyre	Slick-Medium	
		10 Laps at start		10 Laps at start		
11	13'16.540	18.696	34.747	19.623	32.513	226.4
12	1'42.608	17.182	33.642	19.416	32.368	345.0
13	1'42.715	17.109	33.559	19.544	32.503	348.3
14	1'47.457 *	17.639 *	37.460	19.785	32.573	351.7
15	1'42.240	17.069	33.556	19.374	32.241	348.3
16	1'42.321	16.964	33.599	19.480	32.278	345.0

22nd **7** **Toprak RAZGATLIOGLU** YAMAHA TUR
Prima Pramac Yamaha MotoGP

Runs=3 Total laps=18 Full laps=13 Valid laps=8

Run #	1	Front Tyre	Slick-Soft	Rear Tyre	Slick-Medium	
		New Tyre		New Tyre		
1	2'00.798	18.730	35.896	20.082	33.364	234.7
2	1'45.921 *	18.891 *	35.228	19.604	32.198	345.0
3	1'46.190 *	18.273 *	35.029	20.828	32.060	349.5
4	1'42.150	16.880	33.799	19.382	32.089	348.3
5	1'41.940	16.839	33.604	19.420	32.077	347.2
6	1'42.275	16.831	33.620	19.513	32.311	346.1
7	1'52.759 P	16.987	33.702	19.476	42.594	341.7
Run #	2	Front Tyre	Slick-Soft	Rear Tyre	Slick-Medium	
		7 Laps at start		7 Laps at start		
8	10'40.275	20.041	35.384	19.895	33.326	204.1
9	1'45.454	17.270	34.687	21.063	32.434	340.6
10	1'43.019	17.504	33.864	19.403	32.248	345.0
11	1'42.509 *	17.075	33.553	19.407	32.474 *	339.6
12	1'43.667 *	17.398 *	34.647	19.388	32.234	340.6
13	1'52.112 P	17.028	33.692	19.373	42.019	342.8
Run #	3	Front Tyre	Slick-Soft	Rear Tyre	Slick-Medium	
		New Tyre		New Tyre		
14	6'24.351	24.324	37.438	20.637	33.768	151.6
15	1'46.226	17.720	34.692	20.015	33.799	340.6

Fastest Lap: Alex MARQUEZ SPA BK8 Gresini Racing MotoGP **1'39.950** 16.675 32.805 19.020 31.450

These data/results cannot be reproduced, stored and/or transmitted in whole or in part by any manner of electronic, mechanical, photocopying, recording, broadcasting or otherwise now known or herein after developed without the previous express consent by the copyright owner, except for reproduction in daily press and regular printed publications on sale to the public within 60 days of the event related to those data/results and always provided that copyright symbol appears together as follows below.

© MotoGP Sports Entertainment Group, 2026

Official MotoGP Timing by  TISSOT

www.motogp.com

Barcelona, Friday, May 15, 2026

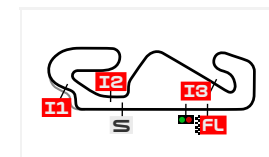
Page 6 of 6



BEST PARTIAL TIMES

MONSTER ENERGY GRAND PRIX OF CATALONIA

FREE PRACTICE NR. 1



Circuit de Barcelona-Catalunya#657 m.

IT Ideal Lap Time, sum of the best partial times

BT Best Lap Time

Pos	T1		T2		T3		T4		Pos	Rider	IT	BT	
	Rider	Time	Rider	Time	Rider	Time	Rider	Time					
1	F.DI GIANNANT	16.585	A.MARQUEZ	32.805	M.BEZZECCHI	18.956	A.MARQUEZ	31.359	1	A.MARQUEZ	1'39.821	1'39.950	(1)
2	P.ACOSTA	16.590	J.MILLER	32.952	B.BINDER	18.974	D.MOREIRA	31.475	2	J.MARTIN	1'40.182	1'40.299	(2)
3	M.BEZZECCHI	16.655	J.MARTIN	32.970	P.ACOSTA	18.980	J.ZARCO	31.483	3	M.BEZZECCHI	1'40.195	1'40.422	(5)
4	E.BASTIANINI	16.663	F.ALDEGUER	32.975	A.MARQUEZ	18.982	F.DI GIANNANT	31.494	4	F.DI GIANNANTONI	1'40.205	1'40.343	(3)
5	J.MIR	16.670	E.BASTIANINI	33.007	J.MARTIN	19.025	J.MARTIN	31.510	5	E.BASTIANINI	1'40.346	1'40.436	(6)
6	A.MARQUEZ	16.675	B.BINDER	33.018	D.MOREIRA	19.048	F.MORBIDELLI	31.519	6	F.ALDEGUER	1'40.351	1'40.443	(7)
7	J.MARTIN	16.677	M.BEZZECCHI	33.034	F.ALDEGUER	19.048	J.MILLER	31.545	7	B.BINDER	1'40.361	1'40.602	(12)
8	R.FERNANDEZ	16.712	J.ZARCO	33.038	J.MIR	19.050	M.BEZZECCHI	31.550	8	P.ACOSTA	1'40.388	1'40.388	(4)
9	L.MARINI	16.731	F.QUARTARARO	33.058	F.DI GIANNANT	19.050	F.ALDEGUER	31.562	9	J.MILLER	1'40.394	1'40.466	(8)
10	A.OGURA	16.735	J.MIR	33.074	F.MORBIDELLI	19.053	E.BASTIANINI	31.581	10	F.MORBIDELLI	1'40.475	1'40.513	(9)
11	B.BINDER	16.741	F.DI GIANNANT	33.076	F.QUARTARARO	19.066	L.MARINI	31.594	11	J.MIR	1'40.505	1'40.770	(16)
12	F.ALDEGUER	16.766	L.MARINI	33.084	R.FERNANDEZ	19.086	P.ACOSTA	31.624	12	J.ZARCO	1'40.530	1'40.544	(10)
13	J.MILLER	16.769	M.VIÑALES	33.099	E.BASTIANINI	19.095	B.BINDER	31.628	13	L.MARINI	1'40.533	1'40.703	(13)
14	D.MOREIRA	16.776	F.MORBIDELLI	33.107	F.BAGNAIA	19.097	A.OGURA	31.646	14	D.MOREIRA	1'40.543	1'40.566	(11)
15	F.MORBIDELLI	16.796	A.OGURA	33.126	M.VIÑALES	19.101	R.FERNANDEZ	31.651	15	A.OGURA	1'40.627	1'40.942	(18)
16	F.BAGNAIA	16.827	P.ACOSTA	33.194	J.ZARCO	19.104	F.BAGNAIA	31.693	16	R.FERNANDEZ	1'40.662	1'40.733	(15)
17	T.RAZGATLIOG	16.831	A.FERNANDEZ	33.212	A.OGURA	19.120	J.MIR	31.711	17	F.QUARTARARO	1'40.719	1'40.719	(14)
18	M.VIÑALES	16.835	R.FERNANDEZ	33.213	L.MARINI	19.124	A.RINS	31.745	18	F.BAGNAIA	1'40.890	1'40.890	(17)
19	F.QUARTARARO	16.849	D.MOREIRA	33.244	J.MILLER	19.128	F.QUARTARARO	31.746	19	M.VIÑALES	1'40.915	1'40.979	(19)
20	A.FERNANDEZ	16.851	F.BAGNAIA	33.273	A.FERNANDEZ	19.270	A.FERNANDEZ	31.814	20	A.FERNANDEZ	1'41.147	1'41.345	(20)
21	A.RINS	16.863	A.RINS	33.402	T.RAZGATLIOG	19.272	M.VIÑALES	31.880	21	A.RINS	1'41.301	1'41.467	(21)
22	J.ZARCO	16.905	T.RAZGATLIOG	33.404	A.RINS	19.291	T.RAZGATLIOG	32.060	22	T.RAZGATLIOGLU	1'41.567	1'41.940	(22)

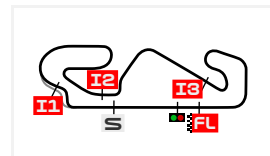
These data/results cannot be reproduced, stored and/or transmitted in whole or in part by any manner of electronic, mechanical, photocopying, recording, broadcasting or otherwise now known or herein after developed without the previous express consent by the copyright owner, except for reproduction in daily press and regular printed publications on sale to the public within 60 days of the event related to those data/results and always provided that copyright symbol appears together as follows below.

© MotoGP Sports Entertainment Group, 2026

FASTEST LAPS SEQUENCE

MONSTER ENERGY GRAND PRIX OF CATALONIA

FREE PRACTICE NR. 1




Circuit de Barcelona-Catalunya 4657 m.

<i>Practice Time</i>	<i>#</i>	<i>Rider</i>	<i>Nation</i>	<i>Motorcycle</i>	<i>Time</i>	<i>Km/h</i>	<i>Rider's Lap</i>
3'37.341	37	Pedro ACOSTA	SPA	KTM	1'42.017	164.3	2
5'18.148	37	Pedro ACOSTA	SPA	KTM	1'40.807	166.3	3
5'31.810	89	Jorge MARTIN	SPA	APRILIA	1'40.480	166.8	3
6'58.536	37	Pedro ACOSTA	SPA	KTM	1'40.388	167.0	4
10'23.039	49	Fabio DI GIANNANTONI	ITA	DUCATI	1'40.343	167.0	6
10'40.386	89	Jorge MARTIN	SPA	APRILIA	1'40.331	167.0	6
12'20.685	89	Jorge MARTIN	SPA	APRILIA	1'40.299	167.1	7
42'13.546	73	Alex MARQUEZ	SPA	DUCATI	1'40.021	167.6	15
43'53.496	73	Alex MARQUEZ	SPA	DUCATI	1'39.950	167.7	16

These data/results cannot be reproduced, stored and/or transmitted in whole or in part by any manner of electronic, mechanical, photocopying, recording, broadcasting or otherwise now known or herein after developed without the previous express consent by the copyright owner, except for reproduction in daily press and regular printed publications on sale to the public within 60 days of the event related to those data/results and always provided that copyright symbol appears together as follows below.

© MotoGP Sports Entertainment Group, 2026

Official MotoGP Timing by  TISSOT
www.motogp.com

Barcelona, Friday, May 15, 2026