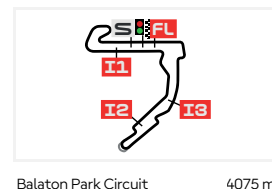


CLASSIFICATION

GRAND PRIX OF HUNGARY

FREE PRACTICE NR. 2



#	Rider	Nation	Team	Motorcycle	Time	Lap Total	Gap	T. Speed
1	93 Marc MARQUEZ	SPA	Ducati Lenovo Team	DUCATI	1'37.436	12 14		296.7
2	49 Fabio DI GIANNANTONIO	ITA	Pertamina Enduro VR46 Racing Team	DUCATI	1'37.572	10 13	0.136 0.136	297.5
3	37 Pedro ACOSTA	SPA	Red Bull KTM Factory Racing	KTM	1'37.638	12 14	0.202 0.066	297.5
4	72 Marco BEZZECCHI	ITA	Aprilia Racing	APRILIA	1'37.713	14 14	0.277 0.075	300.8
5	54 Fermin ALDEGUER	SPA	BK8 Gresini Racing MotoGP	DUCATI	1'37.816	6 12	0.380 0.103	295.0
6	63 Francesco BAGNAIA	ITA	Ducati Lenovo Team	DUCATI	1'37.921	14 15	0.485 0.105	300.0
7	25 Raul FERNANDEZ	SPA	SuperFile Trackhouse MotoGP Team	APRILIA	1'37.944	5 12	0.508 0.023	295.0
8	79 Ai OGURA	JPN	SuperFile Trackhouse MotoGP Team	APRILIA	1'38.020	12 14	0.584 0.076	298.3
9	89 Jorge MARTIN	SPA	Aprilia Racing	APRILIA	1'38.152	12 15	0.716 0.132	298.3
10	10 Luca MARINI	ITA	Honda HRC Castrol	HONDA	1'38.270	12 13	0.834 0.118	298.3
11	7 Toprak RAZGATLIOGLU	TUR	Prima Pramac Yamaha MotoGP	YAMAHA	1'38.311	15 16	0.875 0.041	291.1
12	27 Iker LECUONA	SPA	BK8 Gresini Racing MotoGP	DUCATI	1'38.360	12 14	0.924 0.049	295.0
13	23 Enea BASTIANINI	ITA	Red Bull KTM Tech3	KTM	1'38.366	13 14	0.930 0.006	297.5
14	36 Joan MIR	SPA	Honda HRC Castrol	HONDA	1'38.449	11 14	1.013 0.083	295.0
15	11 Diogo MOREIRA	BRA	Pro Honda LCR	HONDA	1'38.535	10 12	1.099 0.086	297.5
16	33 Brad BINDER	RSA	Red Bull KTM Factory Racing	KTM	1'38.543	10 12	1.107 0.008	299.1
17	12 Maverick VIÑALES	SPA	Red Bull KTM Tech3	KTM	1'38.617	13 14	1.181 0.074	296.7
18	20 Fabio QUARTARARO	FRA	Monster Energy Yamaha MotoGP Team	YAMAHA	1'38.707	11 13	1.271 0.090	291.1
19	21 Franco MORBIDELLI	ITA	Pertamina Enduro VR46 Racing Team	DUCATI	1'38.773	6 10	1.337 0.066	295.0
20	42 Alex RINS	SPA	Monster Energy Yamaha MotoGP Team	YAMAHA	1'39.009	10 11	1.573 0.236	295.0
21	43 Jack MILLER	AUS	Prima Pramac Yamaha MotoGP	YAMAHA	1'39.011	11 11	1.575 0.002	292.6
22	35 Cal CRUTCHLOW	GBR	Castrol Honda LCR	HONDA	1'40.327	9 13	2.891 1.316	293.4

Practice condition: **Dry**

Air: 21°

Humidity: 54%

Ground: 35°

Fastest Lap:	Lap: 12	Marc MARQUEZ	1'37.436	150.5 Km/h
Best Race Lap:	2025	Marc MARQUEZ	1'37.699	150.1 Km/h
All-Time Lap Record:	2025	Marc MARQUEZ	1'36.518	151.9 Km/h

The results are provisional until the end of the limit for protest and appeals.

Time limit for protest expires 60' after publication of the results - Time: **10:54**

These data/results cannot be reproduced, stored and/or transmitted in whole or in part by any manner of electronic, mechanical, photocopying, recording, broadcasting or otherwise now known or herein after developed without the previous express consent by the copyright owner, except for reproduction in daily press and regular printed publications on sale to the public within 60 days of the event related to those data/results and always provided that copyright symbol appears together as follows below.

© MotoGP Sports Entertainment Group, 2026

Official MotoGP Timing by

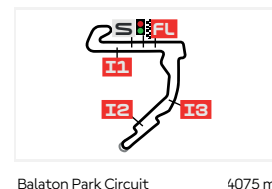
www.motogp.com

Balatonfokajár, Saturday, June 6, 2026

TOP SPEED & AVERAGE

GRAND PRIX OF HUNGARY

FREE PRACTICE NR. 2



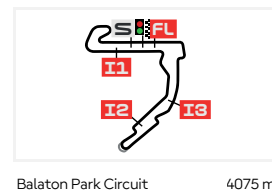
#	Rider	Nation	Motorcycle	Top 5 speeds					Average	Top
72	Marco BEZZECCHI	ITA	APRILIA	300.8	300.0	299.1	298.3	297.5	298.7	300.8
63	Francesco BAGNAIA	ITA	DUCATI	300.0	296.7	295.8	295.8	295.8	296.7	300.0
33	Brad BINDER	RSA	KTM	299.1	295.8	295.8	295.0	295.0	296.0	299.1
10	Luca MARINI	ITA	HONDA	298.3	296.7	295.8	295.8	295.8	296.5	298.3
79	Ai OGURA	JPN	APRILIA	298.3	297.5	297.5	296.7	296.7	297.2	298.3
89	Jorge MARTIN	SPA	APRILIA	298.3	298.3	297.5	295.8	295.8	296.6	298.3
11	Diogo MOREIRA	BRA	HONDA	297.5	296.7	296.7	296.7	295.8	296.7	297.5
23	Enea BASTIANINI	ITA	KTM	297.5	297.5	297.5	296.7	296.7	297.2	297.5
37	Pedro ACOSTA	SPA	KTM	297.5	295.8	295.8	295.8	295.8	296.0	297.5
49	Fabio DI GIANNANTONIO	ITA	DUCATI	297.5	296.7	295.8	295.8	295.8	296.2	297.5
12	Maverick VIÑALES	SPA	KTM	296.7	295.0	294.2	294.2	294.2	294.8	296.7
93	Marc MARQUEZ	SPA	DUCATI	296.7	295.8	295.0	295.0	295.0	295.4	296.7
21	Franco MORBIDELLI	ITA	DUCATI	295.0	294.2	294.2	293.4	293.4	294.0	295.0
25	Raul FERNANDEZ	SPA	APRILIA	295.0	295.0	295.0	294.2	294.2	294.7	295.0
27	Iker LECUONA	SPA	DUCATI	295.0	294.2	294.2	294.2	294.2	294.4	295.0
36	Joan MIR	SPA	HONDA	295.0	295.0	295.0	295.0	295.0	295.0	295.0
42	Alex RINS	SPA	YAMAHA	295.0	292.6	291.1	291.1	291.1	292.2	295.0
54	Fermin ALDEGUER	SPA	DUCATI	295.0	295.0	295.0	294.2	294.2	294.5	295.0
35	Cal CRUTCHLOW	GBR	HONDA	293.4	293.4	293.4	293.4	293.4	293.4	293.4
43	Jack MILLER	AUS	YAMAHA	292.6	292.6	291.8	291.8	291.8	292.1	292.6
7	Toprak RAZGATLIOGLU	TUR	YAMAHA	291.1	291.1	290.3	290.3	290.3	290.6	291.1
20	Fabio QUARTARARO	FRA	YAMAHA	291.1	291.1	290.3	290.3	290.3	290.6	291.1

These data/results cannot be reproduced, stored and/or transmitted in whole or in part by any manner of electronic, mechanical, photocopying, recording, broadcasting or otherwise now known or herein after developed without the previous express consent by the copyright owner, except for reproduction in daily press and regular printed publications on sale to the public within 60 days of the event related to those data/results and always provided that copyright symbol appears together as follows below.

© MotoGP Sports Entertainment Group, 2026

Official MotoGP Timing by www.motogp.com

Balatonfokajár, Saturday, June 6, 2026



CHRONOLOGICAL ANALYSIS OF PERFORMANCES

GRAND PRIX OF HUNGARY

FREE PRACTICE NR. 2

* Lap / Sector time cancelled
 P Crossing the finish line in pit lane
 ** Tyre data subject to further updates

T1 Time from finish line to 1st intermediate
T2 Time from 1st intermed. to 2nd intermed.

T3 Time from 2nd intermed. to 3rd intermed.
T4 Time from 3rd intermediate to finish line

Lap	Lap Time	T1	T2	T3	T4	Speed	Lap	Lap Time	T1	T2	T3	T4	Speed
1st	93	Marc MARQUEZ		DUCATI	SPA		3rd	37	Pedro ACOSTA		KTM	SPA	
		Ducati Lenovo Team							Red Bull KTM Factory Racing				
		Runs=2	Total laps=14	Full laps=11	Valid laps=9				Runs=2	Total laps=14	Full laps=10	Valid laps=9	
Run #	1	Front Tyre	Slick-Medium	Rear Tyre	Slick-Soft		Run #	1	Front Tyre	Slick-Medium	Rear Tyre	Slick-Soft	
		7 Laps at start		3 Laps at start					8 Laps at start		5 Laps at start		
1	2'22.610	32.685	25.493	29.730	19.173		1	1'50.658 *	30.139	24.627	28.693	18.338 *	
2	1'39.502	29.674	23.344	27.941	18.543	294.2	2	1'40.048	29.483	23.842	27.820	18.903	295.8
3	1'40.388	29.180	23.929	28.494	18.785	295.0	3	1'38.349	29.248	22.925	27.667	18.509	297.5
4	1'40.858	29.210	24.557	28.432	18.659	293.4	4	1'39.384	29.219	23.018	28.051	19.096	295.8
5	1'38.296	29.045	23.017	27.720	18.514	294.2	5	1'38.108	29.117	22.852	27.648	18.491	295.8
6	1'37.862	28.920	22.955	27.604	18.383	295.0	6	1'37.819	29.097	22.698	27.564	18.460	295.0
7	1'37.596	28.919	22.745	27.551	18.381	295.0	7	1'48.318 P	30.809	22.951	28.165 *	26.393	295.0
8	1'54.403 P	31.989	24.824	29.154	28.436	296.7							
Run #	2	Front Tyre	Slick-Medium	Rear Tyre	Slick-Soft		Run #	2	Front Tyre	Slick-Medium	Rear Tyre	Slick-Soft	
		15 Laps at start		4 Laps at start					7 Laps at start		4 Laps at start		
9	8'22.858	36.847	25.026	29.464	18.984		8	8'56.894	31.464	23.516	28.227	18.847	
10	1'38.841	29.502	23.143	27.796	18.400	294.2	9	1'37.905	29.073	22.817	27.569	18.446	294.2
11	1'37.822 *	28.869	22.732	28.083	18.138 *	295.0	10	1'38.038	29.114	22.763	27.544	18.617	295.8
12	1'37.436	28.866	22.706	27.473	18.391	294.2	11	1'37.931 *	29.064	22.599	27.939 *	18.329	295.0
13	1'41.928	31.171	23.500	28.178	19.079	294.2	12	1'37.638	28.976	22.710	27.624	18.328	294.2
14	1'45.526 *	29.248	29.392	28.486 *	18.400	295.8	13	1'37.665	28.928	22.720	27.625	18.392	295.8
2nd	49	Fabio DI GIANNANTONIO		DUCATI	ITA		4th	72	Marco BEZZECCHI		APRILIA	ITA	
		Pertamina Enduro VR46 Racing Team							Aprilia Racing				
		Runs=2	Total laps=13	Full laps=10	Valid laps=9				Runs=2	Total laps=14	Full laps=11	Valid laps=9	
Run #	1	Front Tyre	Slick-Medium	Rear Tyre	Slick-Soft		Run #	1	Front Tyre	Slick-Medium	Rear Tyre	Slick-Medium	
		7 Laps at start		7 Laps at start					9 Laps at start		9 Laps at start		
1	1'47.885	30.454	24.636	28.606	18.811		1	1'50.059	30.345	24.015	28.822	19.773	
2	1'39.359	29.610	23.120	27.964	18.665	297.5	2	1'38.960 *	29.510	23.016	28.212	18.222 *	300.0
3	1'39.089	29.288	23.060	28.109	18.632	296.7	3	1'38.612	29.390	22.883	27.812	18.527	296.7
4	1'38.509	29.258	23.135	27.729	18.387	292.6	4	1'38.753	29.446	22.752	28.012	18.543	295.0
5	1'38.283 *	29.171 *	22.942	27.763	18.407	295.8	5	1'40.865 *	29.458	22.987	29.612 *	18.808	295.8
6	1'37.756	29.119	22.693	27.587	18.357	295.8	6	1'38.115	29.180	22.687	27.785	18.463	299.1
7	1'55.736 P	31.124	24.134	32.208 *	28.270	295.8	7	1'38.384	29.201	22.595	28.039	18.549	297.5
Run #	2	Front Tyre	Slick-Medium	Rear Tyre	Slick-Soft		Run #	2	Front Tyre	Slick-Medium	Rear Tyre	Slick-Soft	
		6 Laps at start		4 Laps at start					9 Laps at start		3 Laps at start		
8	9'46.877	30.782	23.877	28.259	18.757		8	1'38.040	29.105	22.588	27.806	18.541	296.7
9	1'37.891	29.154	22.813	27.577	18.347	293.4	9	1'51.280 P	32.143	23.289	28.905	26.943	298.3
10	1'37.572	29.021	22.674	27.503	18.374	295.0							
11	1'37.926	28.987	22.904	27.673	18.362	295.8	10	8'34.190	29.841	23.322	28.743	18.509	
12	1'45.658	29.180	24.306	33.504	18.668	295.8	11	1'39.711	29.165	22.620	27.904	20.022	297.5
13	1'38.244	29.326	22.793	27.679	18.446	295.0	12	1'37.797	29.125	22.535	27.761	18.376	296.7
							13	1'37.970	29.144	22.567	27.823	18.436	300.8
							14	1'37.713	28.989	22.572	27.732	18.420	297.5
Fastest Lap:	Marc MARQUEZ	SPA	Ducati Lenovo Team	1'37.436	28.866	22.706	27.473	18.391					

These data/results cannot be reproduced, stored and/or transmitted in whole or in part by any manner of electronic, mechanical, photocopying, recording, broadcasting or otherwise now known or herein after developed without the previous express consent by the copyright owner, except for reproduction in daily press and regular printed publications on sale to the public within 60 days of the event related to those data/results and always provided that copyright symbol appears together as follows below.

© MotoGP Sports Entertainment Group, 2026

Official MotoGP Timing by

www.motogp.com

Balatonfokajár, Saturday, June 6, 2026

Free Practice Nr. 2

MotoGP™

Lap	Lap Time	T1	T2	T3	T4	Speed
5th	54	Fermin ALDEGUER		DUCATI	SPA	
BK8 Gresini Racing MotoGP						
Runs=2		Total laps=12		Full laps=9	Valid laps=8	
Run #	1	Front Tyre	Slick-Medium	Rear Tyre	Slick-Soft	
			8 Laps at start		6 Laps at start	
1	2'25.088	31.188	24.532	28.898	19.034	
2	1'39.958 *	29.838	23.084	28.468 *	18.568 *	295.0
3	1'41.155	29.391	24.845	28.369	18.550	293.4
4	1'38.482	29.121	23.214	27.724	18.423	294.2
5	1'38.221	29.293	23.057	27.419	18.452	295.0
6	1'37.816	29.203	22.765	27.434	18.414	294.2
7	1'58.067 P	32.058	26.052	30.579 *	29.378	295.0
Run #	2	Front Tyre	Slick-Medium	Rear Tyre	Slick-Soft	
			6 Laps at start		4 Laps at start	
8	11'31.815	33.426	25.598	31.769	18.965	
9	1'44.211	29.406	27.485	28.591	18.729	291.1
10	1'39.434	29.269	22.981	27.772	19.412	294.2
11	1'38.468	29.524	22.912	27.618	18.414	293.4
12	1'38.310	29.330	22.925	27.615	18.440	294.2

6th	63	Francesco BAGNAIA		DUCATI	ITA	
Ducati Lenovo Team						
Runs=2		Total laps=15		Full laps=11	Valid laps=10	
Run #	1	Front Tyre	Slick-Medium	Rear Tyre	Slick-Soft	
			8 Laps at start		3 Laps at start	
1	1'53.463	30.923	25.305	28.859	18.825	
2	1'39.530	29.717	23.281	27.995	18.537	295.8
3	1'38.309 *	29.436	23.184	27.976	17.713 *	300.0
4	1'39.142	29.575	23.031	27.980	18.556	295.0
5	1'41.286	29.452	24.966	28.289	18.579	296.7
6	1'38.699	29.453	23.003	27.796	18.447	295.0
7	1'38.388	29.391	22.846	27.694	18.457	295.8
8	1'46.826	32.117	23.792	32.160	18.757	295.8
9	1'38.673	29.387	22.934	27.875	18.477	295.0
10	1'53.993 P	32.159	24.723 *	29.470 *	27.641	295.0
Run #	2	Front Tyre	Slick-Medium	Rear Tyre	Slick-Soft	
			18 Laps at start		5 Laps at start	
11	7'49.706	29.827	23.798	28.475	18.634	
12	1'38.682	29.355	22.978	27.800	18.549	295.0
13	1'38.032	29.111	22.766	27.649	18.506	294.2
14	1'37.921	29.091	22.727	27.659	18.444	295.0
15	1'54.458 P	32.060	25.071	29.088 *	28.239	295.8

7th	25	Raul FERNANDEZ		APRILIA	SPA	
SuperFile Trackhouse MotoGP Team						
Runs=2		Total laps=12		Full laps=8	Valid laps=5	
Run #	1	Front Tyre	Slick-Medium	Rear Tyre	Slick-Medium	
			10 Laps at start		New Tyre	
1	2'16.927	31.003	24.429	29.287	18.899	
2	1'39.442	29.654	23.022	28.116	18.650	295.0
3	1'39.625	29.261	23.577	28.144	18.643	295.0
4	1'38.331	29.392	22.747	27.831	18.361	293.4
5	1'37.944	29.098	22.747	27.712	18.387	293.4
6	1'38.679 *	29.210	22.917	27.835 *	18.717	293.4
7	1'42.533 *	29.603	23.075	30.400 *	19.455	291.8

Lap	Lap Time	T1	T2	T3	T4	Speed
8	1'51.506 P	29.213	22.777	30.638 *	28.878	295.0
Run #	2	Front Tyre	Slick-Medium	Rear Tyre	Slick-Soft	
			9 Laps at start		5 Laps at start	
9	11'31.283	31.975	24.009	28.911	18.778	
10	1'38.503	29.353	22.778	27.966	18.406	294.2
11	1'38.019 *	29.091	22.740	27.718	18.470 *	294.2
12	1'52.819 P	29.186	24.657	30.137	28.839	293.4

8th	79	Ai OGURA		APRILIA	JPN	
SuperFile Trackhouse MotoGP Team						
Runs=2		Total laps=14		Full laps=11	Valid laps=11	
Run #	1	Front Tyre	Slick-Medium	Rear Tyre	Slick-Medium	
			9 Laps at start		New Tyre	
1	1'58.516	32.752	25.048	29.452	19.284	
2	1'40.715	30.154	23.430	28.183	18.948	297.5
3	1'39.792	29.630	22.980	28.399	18.783	295.8
4	1'38.996	29.571	22.918	27.875	18.632	295.8
5	1'38.900	29.587	22.818	27.957	18.538	296.7
6	1'38.992	29.436	22.890	27.928	18.738	295.0
7	1'38.518	29.390	22.750	27.798	18.580	297.5
8	1'38.366	29.420	22.661	27.803	18.482	295.0
9	2'01.702 P	33.036	26.735	30.692	31.239	296.7
Run #	2	Front Tyre	Slick-Medium	Rear Tyre	Slick-Soft	
			7 Laps at start		4 Laps at start	
10	8'51.198	31.107	24.321	29.352	18.962	
11	1'38.324	29.446	22.759	27.701	18.418	296.7
12	1'38.020	29.179	22.692	27.647	18.502	295.0
13	1'38.042	29.227	22.666	27.761	18.388	296.7
14	1'38.046	29.232	22.578	27.863	18.373	298.3

9th	89	Jorge MARTIN		APRILIA	SPA	
Aprilia Racing						
Runs=2		Total laps=15		Full laps=12	Valid laps=11	
Run #	1	Front Tyre	Slick-Medium	Rear Tyre	Slick-Medium	
			9 Laps at start		New Tyre	
1	1'52.053 *	31.122	27.121	28.695	18.413 *	
2	1'39.628	29.943	23.054	28.012	18.619	295.8
3	1'46.021	29.628	22.965	31.897	21.531	297.5
4	1'38.471	29.465	22.811	27.698	18.497	295.8
5	1'58.869 P	29.382	33.840	28.222 *	27.425	298.3
Run #	2	Front Tyre	Slick-Medium	Rear Tyre	Slick-Soft	
			14 Laps at start		5 Laps at start	
6	6'54.504	30.870	24.337	28.596	18.719	
7	1'39.044	29.520	22.891	28.089	18.544	292.6
8	1'38.975	29.328	23.374	27.771	18.502	292.6
9	1'38.494	29.380	22.791	27.765	18.558	294.2
10	1'44.096 *	29.301	26.249	29.263 *	19.283	295.0
11	1'38.482	29.365	22.929	27.660	18.528	295.8
12	1'38.152	29.213	22.730	27.764	18.445	295.8
13	1'48.802	33.407	28.046	28.587	18.762	295.0
14	1'40.696	29.684	24.583	27.882	18.547	298.3
15	1'38.239	29.301	22.699	27.749	18.490	295.8

Fastest Lap: Marc MARQUEZ SPA Ducati Lenovo Team **1'37.436** 28.866 22.706 27.473 18.391

These data/results cannot be reproduced, stored and/or transmitted in whole or in part by any manner of electronic, mechanical, photocopying, recording, broadcasting or otherwise now known or herein after developed without the previous express consent by the copyright owner, except for reproduction in daily press and regular printed publications on sale to the public within 60 days of the event related to those data/results and always provided that copyright symbol appears together as follows below.

© MotoGP Sports Entertainment Group, 2026

Official MotoGP Timing by TISSOT

www.motogp.com

Balatonfokajár, Saturday, June 6, 2026

Page 2 of 5



Free Practice Nr. 2

MotoGP™

Lap	Lap Time	T1	T2	T3	T4	Speed
10th	10	Luca MARINI Honda HRC Castrol	HONDA			ITA
Runs=2		Total laps=13		Full laps=9		Valid laps=8
Run #	1	Front Tyre	Slick-Medium	Rear Tyre	Slick-Soft	
			9 Laps at start		4 Laps at start	
1	2'00.366	29.318	24.009	28.409	19.090	
2	1'39.522	29.714	23.202	27.954	18.652	296.7
3	1'42.079	29.460	23.476	27.938	21.205	298.3
4	1'38.827	29.358	23.027	27.840	18.602	295.8
5	1'38.742	29.333	22.968	27.744	18.697	295.8
6	1'44.107 *	29.285	24.073	31.708 *	19.041	295.8
7	1'51.071 P	29.443	24.229	29.298 *	28.101	294.2

Run #	2	Front Tyre	Slick-Medium	Rear Tyre	Slick-Soft	
			16 Laps at start		11 Laps at start	
8	8'09.225 *	30.495	23.447	27.266 *	18.710	
9	1'39.820	29.431	23.852	27.993	18.544	293.4
10	1'38.440	29.304	22.942	27.664	18.530	295.0
11	1'40.781	29.220	22.761	29.672	19.128	295.0
12	1'38.270	29.249	22.826	27.680	18.515	294.2
13	1'53.168 P	33.072	22.997	28.569 *	28.530	295.0

11th	7	Toprak RAZGATLIOGLU Prima Pramac Yamaha MotoGP	YAMAHA			TUR
Runs=2		Total laps=16		Full laps=13		Valid laps=10
Run #	1	Front Tyre	Slick-Medium	Rear Tyre	Slick-Soft	
			14 Laps at start		5 Laps at start	
1	1'54.496	30.471	24.777	29.070	19.217	
2	1'40.358	29.955	23.565	28.080	18.758	291.1
3	1'39.625	29.431	23.391	28.008	18.795	290.3
4	1'39.173	29.392	23.072	27.988	18.721	288.0
5	1'43.621 *	32.336 *	24.814	27.884 *	18.587	288.7
6	1'39.100 *	29.371	22.983	27.767	18.979 *	290.3
7	1'38.718	29.359	22.978	27.782	18.599	289.5
8	1'38.695	29.340	22.902	27.811	18.642	290.3
9	1'50.694 P	30.201	24.905	28.249 *	27.339	289.5

Run #	2	Front Tyre	Slick-Medium	Rear Tyre	Slick-Soft	
			9 Laps at start		4 Laps at start	
10	5'42.571	32.516	24.479	28.717	18.924	
11	1'41.295	29.707	24.032	28.804	18.752	286.4
12	1'39.733 *	30.469	23.139	27.553 *	18.572	290.3
13	1'38.448	29.198	22.873	27.675	18.702	289.5
14	1'38.743	29.229	22.866	28.018	18.630	288.0
15	1'38.311	29.171	22.877	27.736	18.527	289.5
16	1'38.716	29.293	22.946	27.852	18.625	291.1

12th	27	Iker LECUONA BK8 Gresini Racing MotoGP	DUCATI			SPA
Runs=2		Total laps=14		Full laps=10		Valid laps=7
Run #	1	Front Tyre	Slick-Medium	Rear Tyre	Slick-Soft	
			9 Laps at start		5 Laps at start	
1	1'54.050	30.906	25.296	29.051	18.952	
2	1'41.232 *	29.707	23.736	28.926	18.863 *	294.2
3	1'39.707	29.559	23.176	28.230	18.742	294.2
4	1'38.932	29.418	23.007	27.860	18.647	293.4
5	1'38.691	29.397	22.950	27.730	18.614	293.4
6	1'38.587	29.316	23.027	27.612	18.632	291.8

Lap	Lap Time	T1	T2	T3	T4	Speed
7	1'48.950 P	29.997	23.198	27.835	27.920	293.4
Run #	2	Front Tyre	Slick-Medium	Rear Tyre	Slick-Soft	
			8 Laps at start		4 Laps at start	
8	8'50.338	31.715	24.033	28.365	18.745	
9	1'38.606	29.356	23.026	27.718	18.506	291.8
10	1'38.543	29.233	22.967	27.774	18.569	294.2
11	1'40.221 *	29.205	22.974	27.678	20.364 *	294.2
12	1'38.360	29.238	22.906	27.678	18.538	289.5
13	1'41.750 *	29.397	24.348	29.408 *	18.597	291.8
14	1'52.548 P	29.264 *	22.825	31.243 *	29.216	295.0

13th	23	Enea BASTIANINI Red Bull KTM Tech3	KTM			ITA
Runs=2		Total laps=14		Full laps=10		Valid laps=5
Run #	1	Front Tyre	Slick-Medium	Rear Tyre	Slick-Soft	
			5 Laps at start		5 Laps at start	
1	1'51.501	30.873	24.613	28.825	19.242	
2	1'39.901 *	29.758	23.315	28.099	18.729 *	295.8
3	1'46.768 *	29.545	22.890	33.681 *	20.652	296.7
4	1'38.833	29.518	22.919	27.970	18.426	297.5
5	1'44.682 *	30.916	26.828	28.233 *	18.705 *	297.5
6	1'38.604 *	29.433	23.022	27.752	18.397 *	295.8
7	1'52.949 P	31.129	26.280	28.600	26.940	295.8

Run #	2	Front Tyre	Slick-Medium	Rear Tyre	Slick-Soft	
			5 Laps at start		5 Laps at start	
8	8'29.711	30.712	24.603	28.576	18.838	
9	1'38.987	29.600	22.947	27.865	18.575	294.2
10	1'44.994	35.233	23.254	27.924	18.583	294.2
11	1'38.748	29.362	22.814	27.780	18.792	294.2
12	1'43.382 *	29.182	23.016	30.326 *	20.858	295.0
13	1'38.366	29.253	22.903	27.717	18.493	297.5
14	1'49.159 P	30.539	22.910	27.916	27.794	296.7

14th	36	Joan MIR Honda HRC Castrol	HONDA			SPA
Runs=2		Total laps=14		Full laps=10		Valid laps=9
Run #	1	Front Tyre	Slick-Medium	Rear Tyre	Slick-Medium	New Tyre
			4 Laps at start			
1	2'14.406 *	30.980	24.747	29.210	19.005 *	
2	1'41.205	30.216	23.569	28.443	18.977	294.2
3	1'41.252	29.896	24.510	28.108	18.738	295.0
4	1'39.884	29.443	23.591	28.196	18.654	295.0
5	1'39.015	29.322	23.009	28.058	18.626	294.2
6	1'40.887 *	29.347	22.948	29.516 *	19.076	295.0
7	1'39.321	29.451	23.072	28.084	18.714	293.4
8	1'53.087 P	31.772	24.286	29.051	27.978	294.2

Run #	2	Front Tyre	Slick-Medium	Rear Tyre	Slick-Soft	
			4 Laps at start		4 Laps at start	
9	7'15.050	30.775	23.872	28.013	18.628	
10	1'38.608	29.233	23.001	27.833	18.541	295.0
11	1'38.449	29.247	22.820	27.824	18.558	293.4
12	1'38.750	29.256	22.950	27.840	18.704	294.2
13	1'38.586	29.247	22.867	27.831	18.641	295.0
14	1'51.417 P	29.279	23.038	29.090	30.010	294.2

Fastest Lap: Marc MARQUEZ SPA Ducati Lenovo Team **1'37.436** 28.866 22.706 27.473 18.391

These data/results cannot be reproduced, stored and/or transmitted in whole or in part by any manner of electronic, mechanical, photocopying, recording, broadcasting or otherwise now known or herein after developed without the previous express consent by the copyright owner, except for reproduction in daily press and regular printed publications on sale to the public within 60 days of the event related to those data/results and always provided that copyright symbol appears together as follows below.

© MotoGP Sports Entertainment Group, 2026

Official MotoGP Timing by TISSOT

www.motogp.com

Balatonfokajár, Saturday, June 6, 2026

Page 3 of 5



Free Practice Nr. 2

MotoGP™

Lap	Lap Time	T1	T2	T3	T4	Speed
15th	11	Diogo MOREIRA		HONDA		BRA
		Pro Honda LCR				
		Runs=2	Total laps=12	Full laps=9	Valid laps=8	
Run #	1	Front Tyre	Slick-Medium	Rear Tyre	Slick-Soft	
		4 Laps at start		4 Laps at start		
1	1'55.147	30.200	24.754	29.202	19.369	
2	1'41.319	29.626	23.435	28.677	19.581	296.7
3	1'39.753	29.725	23.222	28.050	18.756	281.9
4	1'39.029	29.383	22.904	27.936	18.806	294.2
5	1'38.654	29.222	22.987	27.875	18.570	296.7
6	1'52.305 P	29.305	24.130	28.948 *	29.922	294.2
Run #	2	Front Tyre	Slick-Medium	Rear Tyre	Slick-Soft	
		10 Laps at start		10 Laps at start		
7	12'08.342	30.205	24.684	29.420	19.027	
8	1'39.342	29.544	23.211	27.937	18.650	294.2
9	1'40.194 *	29.071	23.157	28.829 *	19.137	295.8
10	1'38.535	29.152	22.970	27.875	18.538	294.2
11	1'38.894	29.434	22.937	27.850	18.673	296.7
12	1'38.732	29.344	22.981	27.874	18.533	297.5

16th	33	Brad BINDER		KTM		RSA
		Red Bull KTM Factory Racing				
		Runs=2	Total laps=12	Full laps=8	Valid laps=7	
Run #	1	Front Tyre	Slick-Medium	Rear Tyre	Slick-Soft	
		8 Laps at start		4 Laps at start		
1	1'54.343	30.494	25.516	29.576	19.433	
2	1'41.703 *	29.921	23.584	28.967	19.231 *	299.1
3	1'39.937	29.531	23.324	28.354	18.728	295.8
4	1'54.312 P	31.592	24.809	30.009	27.902	295.0
Run #	2	Front Tyre	Slick-Medium	Rear Tyre	Slick-Soft	
		8 Laps at start		1 Laps at start		
5	11'28.508	32.070	24.486	29.046	19.206	
6	1'39.362	29.476	23.069	28.223	18.594	291.8
7	1'39.145	29.518	23.023	28.039	18.565	294.2
8	1'39.503	29.362	23.035	28.458	18.648	293.4
9	1'38.584	29.232	22.902	27.931	18.519	295.0
10	1'38.543	29.217	22.849	27.977	18.500	295.0
11	1'40.677	29.244	23.715	28.957	18.761	295.8
12	1'50.264 P	29.326	23.098	28.789	29.051	294.2

17th	12	Maverick VIÑALES		KTM		SPA
		Red Bull KTM Tech3				
		Runs=2	Total laps=14	Full laps=10	Valid laps=8	
Run #	1	Front Tyre	Slick-Medium	Rear Tyre	Slick-Soft	
		11 Laps at start		4 Laps at start		
1	1'46.178	30.005	23.896	29.194	19.251	
2	1'40.689	29.984	23.236	28.588	18.881	294.2
3	1'39.418	29.556	23.019	28.096	18.747	292.6
4	1'39.704 *	29.761	23.134	28.196	18.613 *	291.1
5	1'42.093 *	29.602	23.007	30.434 *	19.050	293.4
6	1'38.981	29.544	22.951	27.971	18.515	296.7
7	1'39.186	29.515	22.944	27.927	18.800	294.2
8	1'54.410 P	32.030	24.481 *	29.479	28.420	295.0
Run #	2	Front Tyre	Slick-Medium	Rear Tyre	Slick-Soft	
		8 Laps at start		4 Laps at start		

Lap	Lap Time	T1	T2	T3	T4	Speed
9	7'37.403	30.559	23.966	28.739	18.622	
10	1'40.804	30.745	23.154	28.205	18.700	292.6
11	1'40.865	29.471	24.311	28.121	18.962	292.6
12	1'42.206	32.778	22.908	27.979	18.541	293.4
13	1'38.617	29.427	22.872	27.881	18.437	294.2
14	1'53.427 P	29.505	27.340	28.922	27.660	294.2

18th	20	Fabio QUARTARARO		YAMAHA		FRA
		Monster Energy Yamaha MotoGP Team				
		Runs=2	Total laps=13	Full laps=9	Valid laps=9	
Run #	1	Front Tyre	Slick-Medium	Rear Tyre	Slick-Soft	
		9 Laps at start		5 Laps at start		
1	2'50.288	30.925	24.304	28.890	19.023	
2	1'40.158	30.098	23.278	28.139	18.643	289.5
3	1'39.162	29.454	23.009	28.034	18.665	288.7
4	1'39.148	29.396	23.017	28.048	18.687	288.7
5	1'47.949	33.524	25.180	30.326	18.919	290.3
6	1'38.838	29.408	22.885	27.966	18.579	291.1
7	1'53.619 P	31.658	25.396	29.391 *	27.174	290.3
Run #	2	Front Tyre	Slick-Medium	Rear Tyre	Slick-Soft	
		16 Laps at start		4 Laps at start		
8	9'03.453	30.732	24.355	28.778	18.874	
9	1'39.063	29.256	23.229	28.086	18.492	289.5
10	1'39.032	29.347	22.966	28.011	18.708	290.3
11	1'38.707	29.277	22.932	27.910	18.588	291.1
12	1'38.799	29.349	22.971	27.877	18.602	290.3
13	2'03.238 P	38.896	26.235	30.842 *	27.265	289.5

19th	21	Franco MORBIDELLI		DUCATI		ITA
		Pertamina Enduro VR46 Racing Team				
		Runs=2	Total laps=10	Full laps=6	Valid laps=6	
Run #	1	Front Tyre	Slick-Medium	Rear Tyre	Slick-Soft	
		5 Laps at start		3 Laps at start		
1	1'49.257	30.618	24.641	29.087	19.208	
2	1'40.118	29.618	23.399	28.229	18.872	295.0
3	1'39.265	29.468	23.181	28.007	18.609	294.2
4	1'40.292	29.260	23.221	28.078	19.733	294.2
5	1'41.539	30.142	23.931	28.629	18.837	287.2
6	1'38.773	29.400	22.947	27.899	18.527	293.4
7	2'01.401 P	32.119	24.994	33.673 *	30.615	292.6
Run #	2	Front Tyre	Slick-Medium	Rear Tyre	Slick-Soft	
		4 Laps at start		2 Laps at start		
8	9'33.879	32.020	24.355	28.634	18.712	
9	1'39.010	29.352	23.099	27.950	18.609	293.4
10	2'10.446 P	29.274	39.701	32.990	28.481	292.6

20th	42	Alex RINS		YAMAHA		SPA
		Monster Energy Yamaha MotoGP Team				
		Runs=2	Total laps=11	Full laps=7	Valid laps=5	
Run #	1	Front Tyre	Slick-Medium	Rear Tyre	Slick-Soft	
		4 Laps at start		4 Laps at start		
1	1'48.608	30.367	24.953	28.852	19.066	
2	1'43.606 *	29.778	25.206	29.804 *	18.818	291.1
3	1'39.723	29.528	23.114	28.334	18.747	292.6
4	1'39.335	29.586	23.034	28.025	18.690	290.3
5	1'58.578 P	36.876	24.073	29.381	28.248	291.1

Fastest Lap: Marc MARQUEZ SPA Ducati Lenovo Team **1'37.436** 28.866 22.706 27.473 18.391

These data/results cannot be reproduced, stored and/or transmitted in whole or in part by any manner of electronic, mechanical, photocopying, recording, broadcasting or otherwise now known or herein after developed without the previous express consent by the copyright owner, except for reproduction in daily press and regular printed publications on sale to the public within 60 days of the event related to those data/results and always provided that copyright symbol appears together as follows below.

© MotoGP Sports Entertainment Group, 2026

Official MotoGP Timing by TISSOT

www.motogp.com

Balatonfokajár, Saturday, June 6, 2026

Page 4 of 5



Free Practice Nr. 2

MotoGP™

Lap	Lap Time	T1	T2	T3	T4	Speed	Lap	Lap Time	T1	T2	T3	T4	Speed
Run #	2	Front Tyre	Slick-Medium	Rear Tyre	Slick-Soft								
		8 Laps at start				4 Laps at start							
6	12'46.726	30.910	25.741	29.496	19.587								
7	1'45.545	30.078	26.689	29.896	18.882	288.7							
8	1'39.096 *	29.804	23.486	26.955 *	18.851	295.0							
9	1'39.250	29.525	23.044	27.985	18.696	290.3							
10	1'39.009	29.420	23.015	27.934	18.640	291.1							
11	1'53.797 P	33.735	23.388	28.178 *	28.496	290.3							

21st **43** **Jack MILLER** YAMAHA AUS

Prima Pramac Yamaha MotoGP

Runs=2 Total laps=11 Full laps=8 Valid laps=7

Run #	1	Front Tyre	Slick-Medium	Rear Tyre	Slick-Soft		
		9 Laps at start				5 Laps at start	
1	1'55.697	30.861	24.236	28.808	19.617		
2	1'40.782	29.804	24.005	28.098	18.875	292.6	
3	1'40.086	29.576	23.588	28.102	18.820	291.8	
4	1'39.118	29.426	23.046	27.939	18.707	292.6	
5	2'01.531 P	29.482	36.198	28.305 *	27.546	291.8	
Run #	2	Front Tyre	Slick-Medium	Rear Tyre	Slick-Soft		
		14 Laps at start				4 Laps at start	
6	12'28.041	30.404	24.117	31.162	18.736		
7	1'47.392 *	29.471	27.278	30.958 *	19.685	290.3	
8	1'39.034	29.472	22.990	27.873	18.699	290.3	
9	1'46.104	33.697	24.074	29.640	18.693	288.7	
10	1'45.495	29.376	23.157	33.973	18.989	291.1	
11	1'39.011	29.544	23.024	27.829	18.614	291.8	

22nd **35** **Cal CRUTCHLOW** HONDA GBR

Castrol Honda LCR

Runs=2 Total laps=13 Full laps=9 Valid laps=8

Run #	1	Front Tyre	Slick-Medium	Rear Tyre	Slick-Soft		
		7 Laps at start				3 Laps at start	
1	2'18.629	33.125	25.945	31.016	19.806		
2	1'42.559	30.207	24.060	28.854	19.438	292.6	
3	1'41.707	29.981	23.801	28.682	19.243	291.8	
4	1'41.561	30.016	23.826	28.659	19.060	293.4	
5	1'46.248	31.864	24.326	30.347	19.711	293.4	
6	1'40.641	29.761	23.443	28.368	19.069	291.8	
7	1'56.497 P	32.497	24.477	29.750 *	29.773	293.4	
Run #	2	Front Tyre	Slick-Medium	Rear Tyre	Slick-Soft		
		14 Laps at start				4 Laps at start	
8	7'56.272	32.117	25.295	31.242	19.154		
9	1'40.327	29.670	23.442	28.376	18.839	291.1	
10	1'46.874 *	35.704	24.120	28.028 *	19.022	292.6	
11	1'40.454	29.626	23.517	28.296	19.015	293.4	
12	1'40.349	29.655	23.437	28.398	18.859	293.4	
13	2'06.550 P	36.316	29.248	30.939 *	30.047	293.4	

Fastest Lap: Marc MARQUEZ SPA Ducati Lenovo Team **1'37.436** 28.866 22.706 27.473 18.391

These data/results cannot be reproduced, stored and/or transmitted in whole or in part by any manner of electronic, mechanical, photocopying, recording, broadcasting or otherwise now known or herein after developed without the previous express consent by the copyright owner, except for reproduction in daily press and regular printed publications on sale to the public within 60 days of the event related to those data/results and always provided that copyright symbol appears together as follows below.

© MotoGP Sports Entertainment Group, 2026

Official MotoGP Timing by  TISSOT

www.motogp.com

Balatonfokajár, Saturday, June 6, 2026

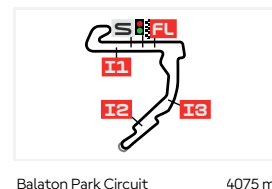
Page 5 of 5



COMBINED PRACTICE TIMES

GRAND PRIX OF HUNGARY

FREE PRACTICE NR. 2



#	Rider	Nation	Team	Motorcycle	FP1	FP2	Gap
1	93 M.MARQUEZ	SPA	Ducati Lenovo Team	DUCATI	1'38.626 12	1'37.436 12	
2	49 F.DI GIANNANTON	ITA	Pertamina Enduro VR46 Racing Team	DUCATI	1'39.158 17	1'37.572 10	0.136 0.136
3	37 P.ACOSTA	SPA	Red Bull KTM Factory Racing	KTM	1'38.924 12	1'37.638 12	0.202 0.066
4	72 M.BEZZECCHI	ITA	Aprilia Racing	APRILIA	1'39.368 17	1'37.713 14	0.277 0.075
5	54 F.ALDEGUER	SPA	BK8 Gresini Racing MotoGP	DUCATI	1'39.098 17	1'37.816 6	0.380 0.103
6	63 F.BAGNAIA	ITA	Ducati Lenovo Team	DUCATI	1'39.241 15	1'37.921 14	0.485 0.105
7	25 R.FERNANDEZ	SPA	SuperFile Trackhouse MotoGP Team	APRILIA	1'38.795 17	1'37.944 5	0.508 0.023
8	79 A.OGURA	JPN	SuperFile Trackhouse MotoGP Team	APRILIA	1'39.265 17	1'38.020 12	0.584 0.076
9	89 J.MARTIN	SPA	Aprilia Racing	APRILIA	1'39.554 19	1'38.152 12	0.716 0.132
10	10 L.MARINI	ITA	Honda HRC Castrol	HONDA	1'39.352 16	1'38.270 12	0.834 0.118
11	7 T.RAZGATLIOGLU	TUR	Prima Pramac Yamaha MotoGP	YAMAHA	1'39.398 18	1'38.311 15	0.875 0.041
12	27 I.LECUONA	SPA	BK8 Gresini Racing MotoGP	DUCATI	1'40.662 19	1'38.360 12	0.924 0.049
13	23 E.BASTIANINI	ITA	Red Bull KTM Tech3	KTM	1'39.983 17	1'38.366 13	0.930 0.006
14	36 J.MIR	SPA	Honda HRC Castrol	HONDA	1'39.818 15	1'38.449 11	1.013 0.083
15	11 D.MOREIRA	BRA	Pro Honda LCR	HONDA	1'39.590 18	1'38.535 10	1.099 0.086
16	33 B.BINDER	RSA	Red Bull KTM Factory Racing	KTM	1'39.895 14	1'38.543 10	1.107 0.008
17	12 M.VIÑALES	SPA	Red Bull KTM Tech3	KTM	1'39.780 20	1'38.617 13	1.181 0.074
18	20 F.QUARTARARO	FRA	Monster Energy Yamaha MotoGP Team	YAMAHA	1'39.449 19	1'38.707 11	1.271 0.090
19	21 F.MORBIDELLI	ITA	Pertamina Enduro VR46 Racing Team	DUCATI	1'39.826 17	1'38.773 6	1.337 0.066
20	42 A.RINS	SPA	Monster Energy Yamaha MotoGP Team	YAMAHA	1'40.480 12	1'39.009 10	1.573 0.236
21	43 J.MILLER	AUS	Prima Pramac Yamaha MotoGP	YAMAHA	1'40.033 16	1'39.011 11	1.575 0.002
22	35 C.CRUTCHLOW	GBR	Castrol Honda LCR	HONDA	1'42.204 17	1'40.327 9	2.891 1.316

Pole Position Record:	2025	Marc MARQUEZ	1'36.518	151.9 Km/h
Best Race Lap:	2025	Marc MARQUEZ	1'37.699	150.1 Km/h
All Time Lap Record:	2025	Marc MARQUEZ	1'36.518	151.9 Km/h

The results are provisional until the end of the limit for protest and appeals.

Time limit for protest expires 60' after publication of the results - **Thomas KOCSIK** Time: **10:54**

These data/results cannot be reproduced, stored and/or transmitted in whole or in part by any manner of electronic, mechanical, photocopying, recording, broadcasting or otherwise now known or herein after developed without the previous express consent by the copyright owner, except for reproduction in daily press and regular printed publications on sale to the public within 60 days of the event related to those data/results and always provided that copyright symbol appears together as follows below.

© MotoGP Sports Entertainment Group, 2026

Official MotoGP Timing by

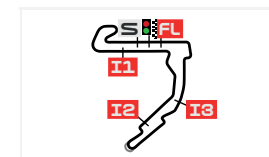
www.motogp.com

Balatonfokajár, Saturday, June 6, 2026

BEST PARTIAL TIMES

GRAND PRIX OF HUNGARY

FREE PRACTICE NR. 2



Balaton Park Circuit 4075 m.

IT Ideal Lap Time, sum of the best partial times

BT Best Lap Time

Pos	T1		T2		T3		T4		Pos	Rider	IT	BT	
	Rider	Time	Rider	Time	Rider	Time	Rider	Time					
1	M.MARQUEZ	28.866	M.BEZZECCHI	22.535	F.ALDEGUER	27.419	P.ACOSTA	18.328	1	P.ACOSTA	1'37.399	1'37.638	(3)
2	P.ACOSTA	28.928	A.OGURA	22.578	M.MARQUEZ	27.473	F.DI GIANNANT	18.347	2	M.MARQUEZ	1'37.426	1'37.436	(1)
3	F.DI GIANNANT	28.987	P.ACOSTA	22.599	F.DI GIANNANT	27.503	R.FERNANDEZ	18.361	3	F.DI GIANNANTONI	1'37.511	1'37.572	(2)
4	M.BEZZECCHI	28.989	F.DI GIANNANT	22.674	P.ACOSTA	27.544	A.OGURA	18.373	4	M.BEZZECCHI	1'37.632	1'37.713	(4)
5	D.MOREIRA	29.071	J.MARTIN	22.699	I.LECUONA	27.612	M.BEZZECCHI	18.376	5	F.ALDEGUER	1'37.719	1'37.816	(5)
6	R.FERNANDEZ	29.091	M.MARQUEZ	22.706	A.OGURA	27.647	M.MARQUEZ	18.381	6	A.OGURA	1'37.777	1'38.020	(8)
7	F.BAGNAIA	29.091	F.BAGNAIA	22.727	F.BAGNAIA	27.649	F.ALDEGUER	18.414	7	R.FERNANDEZ	1'37.904	1'37.944	(7)
8	F.ALDEGUER	29.121	R.FERNANDEZ	22.740	J.MARTIN	27.660	E.BASTIANINI	18.426	8	F.BAGNAIA	1'37.911	1'37.921	(6)
9	T.RAZGATLIOG	29.171	L.MARINI	22.761	L.MARINI	27.664	M.VIÑALES	18.437	9	J.MARTIN	1'38.017	1'38.152	(9)
10	A.OGURA	29.179	F.ALDEGUER	22.765	T.RAZGATLIOG	27.675	F.BAGNAIA	18.444	10	E.BASTIANINI	1'38.139	1'38.366	(13)
11	E.BASTIANINI	29.182	E.BASTIANINI	22.814	R.FERNANDEZ	27.712	J.MARTIN	18.445	11	I.LECUONA	1'38.148	1'38.360	(12)
12	I.LECUONA	29.205	J.MIR	22.820	E.BASTIANINI	27.717	F.QUARTARAR	18.492	12	L.MARINI	1'38.160	1'38.270	(10)
13	J.MARTIN	29.213	I.LECUONA	22.825	M.BEZZECCHI	27.732	B.BINDER	18.500	13	T.RAZGATLIOGLU	1'38.239	1'38.311	(11)
14	B.BINDER	29.217	B.BINDER	22.849	J.MIR	27.824	I.LECUONA	18.506	14	D.MOREIRA	1'38.358	1'38.535	(15)
15	L.MARINI	29.220	T.RAZGATLIOG	22.866	J.MILLER	27.829	L.MARINI	18.515	15	J.MIR	1'38.418	1'38.449	(14)
16	J.MIR	29.233	M.VIÑALES	22.872	D.MOREIRA	27.850	T.RAZGATLIOG	18.527	16	B.BINDER	1'38.497	1'38.543	(16)
17	F.QUARTARARO	29.256	F.QUARTARARO	22.885	F.QUARTARARO	27.877	F.MORBIDELLI	18.527	17	F.QUARTARARO	1'38.510	1'38.707	(18)
18	F.MORBIDELLI	29.260	D.MOREIRA	22.904	M.VIÑALES	27.881	D.MOREIRA	18.533	18	M.VIÑALES	1'38.617	1'38.617	(17)
19	J.MILLER	29.376	F.MORBIDELLI	22.947	F.MORBIDELLI	27.899	J.MIR	18.541	19	F.MORBIDELLI	1'38.633	1'38.773	(19)
20	A.RINS	29.420	J.MILLER	22.990	B.BINDER	27.931	J.MILLER	18.614	20	J.MILLER	1'38.809	1'39.011	(21)
21	M.VIÑALES	29.427	A.RINS	23.015	A.RINS	27.934	A.RINS	18.640	21	A.RINS	1'39.009	1'39.009	(20)
22	C.CRUTCHLOW	29.626	C.CRUTCHLOW	23.437	C.CRUTCHLOW	28.296	C.CRUTCHLOW	18.839	22	C.CRUTCHLOW	1'40.198	1'40.327	(22)

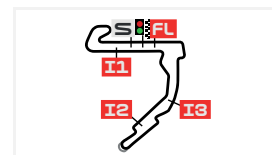
These data/results cannot be reproduced, stored and/or transmitted in whole or in part by any manner of electronic, mechanical, photocopying, recording, broadcasting or otherwise now known or herein after developed without the previous express consent by the copyright owner, except for reproduction in daily press and regular printed publications on sale to the public within 60 days of the event related to those data/results and always provided that copyright symbol appears together as follows below.

© MotoGP Sports Entertainment Group, 2026

FASTEST LAPS SEQUENCE

GRAND PRIX OF HUNGARY

FREE PRACTICE NR. 2



Balaton Park Circuit

4075 m.

Practice Time	#	Rider	Nation	Motorcycle	Time	Km/h	Rider's Lap
3'26.867	12	Maverick VIÑALES	SPA	KTM	1'40.689	145.6	2
3'27.244	49	Fabio DI GIANNANTONI	ITA	DUCATI	1'39.359	147.6	2
5'06.333	49	Fabio DI GIANNANTONI	ITA	DUCATI	1'39.089	148.0	3
5'07.631	72	Marco BEZZECCHI	ITA	APRILIA	1'38.612	148.7	3
5'09.055	37	Pedro ACOSTA	SPA	KTM	1'38.349	149.1	3
7'14.325	25	Raul FERNANDEZ	SPA	APRILIA	1'38.331	149.1	4
8'26.547	37	Pedro ACOSTA	SPA	KTM	1'38.108	149.5	5
8'52.269	25	Raul FERNANDEZ	SPA	APRILIA	1'37.944	149.7	5
10'00.881	49	Fabio DI GIANNANTONI	ITA	DUCATI	1'37.756	150.0	6
12'17.112	93	Marc MARQUEZ	SPA	DUCATI	1'37.596	150.3	7
24'58.957	49	Fabio DI GIANNANTONI	ITA	DUCATI	1'37.572	150.3	10
27'28.472	93	Marc MARQUEZ	SPA	DUCATI	1'37.436	150.5	12

These data/results cannot be reproduced, stored and/or transmitted in whole or in part by any manner of electronic, mechanical, photocopying, recording, broadcasting or otherwise now known or herein after developed without the previous express consent by the copyright owner, except for reproduction in daily press and regular printed publications on sale to the public within 60 days of the event related to those data/results and always provided that copyright symbol appears together as follows below.

© MotoGP Sports Entertainment Group, 2026

Official MotoGP Timing by

www.motogp.com

Balatonfokajár, Saturday, June 6, 2026